

CLOSED LOOP STEPPER MOTOR DESIGN FOR STALL DETECTION

¹S.Arunprathap, ²M.Dhanabalan, ²S.Giredharan, ²PA.Prasath

¹Assistant Professor, ² UG Student

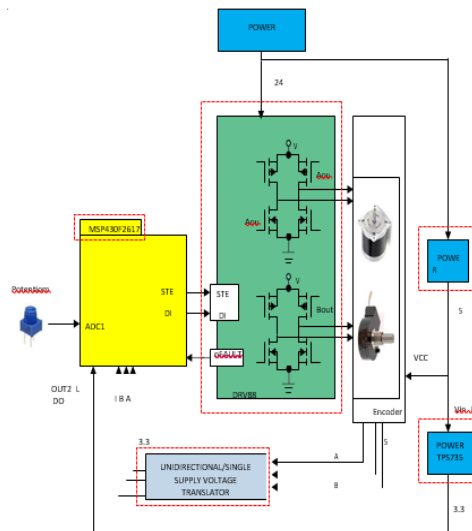
Department of Electronics and Communication Engineering,
M.Kumarasamy College of Engineering, Karur, Tamilnadu

Abstract

In case any electronic system has the overload of the more loss of steps in motor, stall condition of the motor and other unexpected event in the fail to detect in the number of rotation in the motor. Then also in the exact rotating position of the motor. Then the system performs open loop configuration of the system without checking the rotor position of the system. The most of the electronic designers adopt an overload torque design of the motor system. By using the encoder of the system. The closed loop system, which can be achieved with high efficiency system. TIDA-01370 which is helpful in stall detection, intelligent current regulation, rapid commissioning without expensive tuning, and correction. The main ultimate aim of the project is to make the compact size of the PCB board and the design using Mentor Graphics Xp-Editor tool.

Keywords: TIDA-01370, Stepper Motor, Encoder, Mentor Graphics, Potentiometer, Stall detection, MSP430F2617, TPS62175, TPS73501, SN74LV4T125.

BLOCK DIAGRAM



INTRODUCTION

During the prior long stretches of gadgets, the parts making up the gadget are associated through fastening them. Largely, makers use tube attachments and terminal strips to do this. In any case, today, printed circuit sheets are made by consolidating less expensive and less complex techniques to associate parts. PCBs essentially give more helpful highlights dissimilar to the customary kinds. Subsequently, we will talk about the benefits of current circuit sheets and why they are utilized in

fabricating different tech items in the market. Printed circuit sheets are the run of the mill dainty sheets made utilizing protecting materials in a metal-covered surface. With the assistance of fundamental segments, electrical associations are finished dependent on the schematic graph followed by producers. The Closed Loop Stepper engine having its very own capacity to anticipate the definite rotor position in light of the fact there is no synchronization of the system between the driving direction of the motoring system. The system which no overload in the system which has to check the number of step in the motor system, a more drawn out and that is just the beginning costly engine testing and tuning, to stay away from glitches, full, and clamor issues happening in the stepper engine. By utilizing an encoder, the genuine yield of the framework always circles once again into the controller that decides the rotor conditions and can in the end decide what has to come what's more, new yields by remunerating the mistakes. The detection of the stall in the running motor of the system to have the number of cycle in the motor of the rotor. The system which have the 24 numbers of round per cycles. As the name suggests, these instruments are utilized by the plan designer to draw a schematic or circuit outline. The least complex frameworks are graphical substitutes for the traditional planning phase, enabling the specialist to put rationale and electronic images on the outside of the drawing and associate their terminals with lines. Further developed frameworks perform considerable mistake checking, for example, guarding against different employments of a similar pin or net name 16-piece wide register, or other large scale capacities. The synthesizer will separate the proportionate rationale circuit capacities from a capacity library and associate them together as indicated by the planner to land at a total rationale outline. The system which has to define the number of the rotor which has given to the motor of the permanent magnet system of the stepper motor which has connected to the board.

The Hardware System

The shows the whole board design, and the red circles feature all the info and yield associations with the board. Voltage Meter and Ground speak to the info voltage supply with stepper motor of the system for the board. The engine associations represent the yield of the board where the driver siphons the momentum through the two stages A and B of the stepper engine.

The encoder which has connected with the 100 millimeter header of the board. The power which has required 5 Voltage of the supply to the system to make connect with the board to have the code of the printed board to the system to have some of the more driver to the system. Encoder which given the acknowledgement to the system for the making the count of the steps in the motor.

STEPPER MOTOR

A stepper engine is an electromechanical gadget it changes over electrical force into mechanical force. Likewise, a brushless, synchronous electric engine can separate a full revolution into a sweeping number of steps. The engine's position can be controlled precisely with no criticism component, as long as the engine is throughly measured to the application. Stepper engines are like exchanged hesitance engines.

OCCURANCE OF STALL

This is because of the way that at more slow speeds, the engine inactivity diminishes, the Back-EMF lessens, and afterward the vibrations influencing the engine development become progressively important and discernible. Be that as it may, the net engine development is constantly forward and it does not alter course. In every one of the cases introduced, the dim scale decoder yields net encoder increases moving toward 20 checks each progression gave, bringing about a non-slow down event

which speaks to the slow down condition where the engine was slowdown intentionally while turning at various velocities.

In a perfect case, the encoder heartbeats ought to be zero on the grounds that the engine halted to turn; notwithstanding, because of system to find the stall in the motor of the system which to have been find for the certain time to check the system which to have rotor.

The system which to have the proper system to the check the number of rotation in the system in certain period of time in the system have the transfer to the processor to have the proper check with number of rotation.

Electronic slow down location works by estimating the impact of back EMF on the quantity of PWM cycles. At the point when an engine is halted or moving gradually, there is minimal back EMF to block the current in the stage windings. This enables the current to ascend as far as possible rapidly and the PWM current control to initiate.

ENCODER

The optical rotatory The optical turning gradual encoder utilized in this TI Design has two code follows parts situated 90 degree ranges are carried out A and B channels in addition to extra level of same encoder in the I channel,carried on a single indexer signal. Encoder tounique examples in dim to the lines substitute onthe circle's surface. At the point when a light source (aLED) 23 illuminates the circle, the light transmitted iscaught by light photograph finders, which produce thebeats in thetypes of sinusoidal waveforms. From that,point forward, a simple to-computerized frameworkchanges over these signs into square waves. Thusly,these encoder yields to check regardless of whether the synchronization between the drivingsources of info and rotor development is stillAccomplished By checking both the quantity of heartbeats and the family member period of signs A and B, it is conceivable to follow both the position and course of turn. are then perused by the microcontroller and contrasted with the driving contributions to request What's more, this encoder utilizes a third yield indexer called channel, that brings up reference sign and to carry the methods of supplies a single heartbeat per disorder. Sign is utilized to exact assurance of position of reference.

MSP430F2617

The Texas level of instruments instrument about MSP430™ is a group of ultra range of low power micro controllers comprises a few gadgets highlighting various arrangements of focused for different applications. The design, joined with five low-power modes, is advanced to accomplish broadened battery life in versatile estimation applications. The gadget includes a ground-breaking 16 piece RISC central processing unit, 16 piece registers of the values, steady methods add to generations from the greatest code proficiency. The adjusted carefully oscillator for controllers to permits wake up from the power of values are added the modes to dynamic mode under 1μs.The MSP430F261x arrangement are microcontroller designs with two inherent 16-piece clocks, a quick 12-piece simple to-computerized level of computer to add their values converter, methods of levels to add converter comparator, double 12 piece advanced to simple converters to maintain the levels of major condition,level of general sequential correspondence interface modules, DMA, and up to 64 I/O pins. Run of the mill applications incorporate sensor frameworks, modern level of methods to carry over the application of control , and hand level of held meters. The 12-mm × 12-mm LQFP 64 pins bundle for additionally accessible for an non-attractive bundle for medicinal imaging for an applications.

TPS62175

The Texas values of the instruments MSP430 group of the major methods with ultra low methods of power micro controllers comprises values with the method a few gadgets highlighting various arrangements of expected method values focused to different aspects. The design, joined with five low values of power modes, to be maintained with an average advanced with accomplish broadened battery maintain level to used in versatile estimation condition of the major methods. The gadget includes a ground-breaking 16-piece RISC and the values of another CPU, 16 piece registers, and steady generators to gained the method that add to greatest code proficiency. The adjusted carefully controlled of that oscillator permits wake up an major levels to carry level from low power modes average values of dynamic mode in under 1 μ s. Major methods of MSP430F261x arrangement are microcontroller designs with the methods of two inherent 16 piece clocks, a quick 12 piece simple to-computerized level of converter, a comparator, double 12-piece advanced to-simple converters, four methods to contain the general sequential correspondence interface of modules, power DMA, between the methods 64 input and outputs ports pins. Run of the mill applications incorporate sensor frameworks, modern applications of control the method, hand-held Level of meters. The 12-mm \times 12-mm LQFP values of 64 bundle is additionally accessible as a non-attractive bundle for medical applications.

TPS73501

The group of contact with the LDO, low values of calculate the power direct controllers gathering magnificent alternating current execution of vales with exceptionally ground for low current. Very force supply dismissal proportion, low commotion, quick beginning over the controller, and to magnificent burden transistor reactions are given expending an exceptionally major 46- μ A (normal) for very good current for ground.

TPS735 values of group for major condition of gadgets is steady for earthenware capacitor with the burden method and to utilizations a progressed BIC-MOS creation procedure to get an values of yield an ordinary values to get an voltage range about 280 mV at 500-mA .

TPS735 group are added with the gadgets utilizes an exactness voltage reference and input circle to accomplish by and large precision of two percentage (VOUT greater than 2.2 V) over range to heap, method of line, procedure, temperature values of varieties. Group of gadgets from completely determined from TA = - 40°C between the method of 125°C to offered the method position of various values to get an position of safety, 3-mm \times 3-mm SON-8 bundle from 2-mm \times 2-mm SON-6 package. LDO ventures to get an major values of called out of VOUT of 5volt to 3.3volt and the method control MSP430 VCC voltage of method to interpreter rationale stock .

STALL DETECTION

Without the input circle, the microcontroller transformation. This implies as indicated by the diverse advance modes picked, either full advance or miniaturized scale venturing, the client ought to have the option to see into a degree a specific number of encoder yields per each progression in term decides the movement of motor engine to create an producing major signs: one from is STEP and another is DIR. Notwithstanding, they have isn't any method of control are to twofold keep an eye on engine turning as for the microcontroller's directions. This issue is hence explained by utilizing an input circle as can be seen.

They contain coordinate over an typical values, generally, if motor checks the values not exactly matched, they may cause because of slowdown occasion as portrayed.

ALGORITHM FOR CLOSED LOOP

Area depicts the calculation executed for various shut circle motor engine as to check the slowdown variation.

Without criticism circle, microcontroller to satisfy movement of motor engine to producing two signs, one is STEP and another is DIR. Nonetheless, to control from twofold keep an eye on engine turning regarding the microcontroller's directions.

For this situation, the microcontroller gets the signals of input A,B encoder. To simultaneously it creates one from STEP and other from DIR directions besent to motor. Typical working variations, to motor yields coordinate to the step directions sent to an controller. At that point no occurs and the engine continues turning.

Something else, if motor yields coordinate to the step contributions, from unforeseen variation to uncover from an various slowdown occasion or to major conditions to combine their stepsto losses reverberation circumstance. Encoder in that goals of 4000-additions for each upset. This implies as indicated by the diverse advance modes picked, either full advance or microstepping, the client ought to have the option to see into an extension a specific order to the yields of that encoder an each progression interim. Algorithm should coordinate over typical conditions generally, encoder checks not exactly anticipated.

SN74LV4T125

The supply voltage of the SN74LV4T125 an output level and to maintain the level support 5-V,3.3-V,2.5-V,1.8-V CMOS levels. It is a low voltage CMOS buffer. It is used to reduce the undershoot, reflections of the line and overshoot detected by the outputs of the high drive. The current capability of this device is 8mA. The processor allows the output level desired to the VCC wide range is about 1.8 -5.5V. In SN74LV4T125 1.8 -5.5V is the operating range. Logic output is desired to VCC.

POTENTIOMETER

The PCB board has two holes for each end of the pot probably the board has two different parts in mind for its designer to the out of the board, and to use the pot of board in either side. The terminal of the outer layer to connect the two holes in the board.The pot which you have the mounted to a panel using bushing around the shaft.

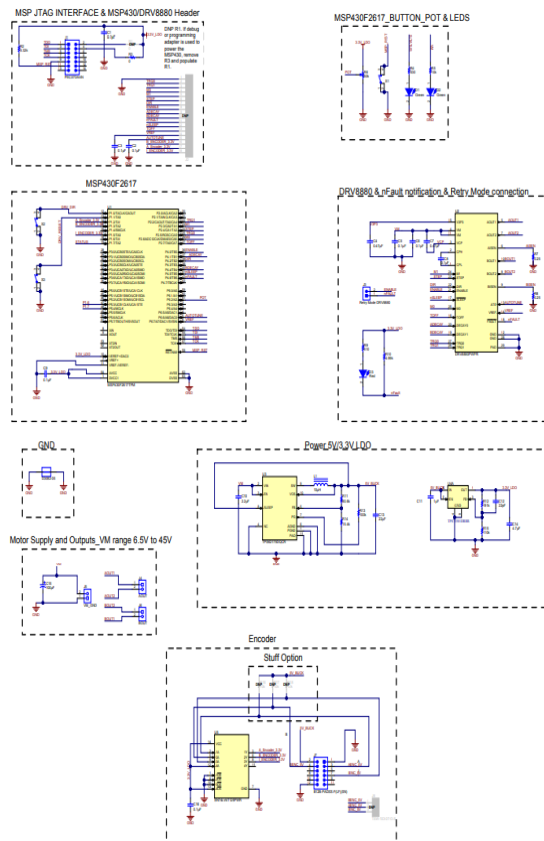
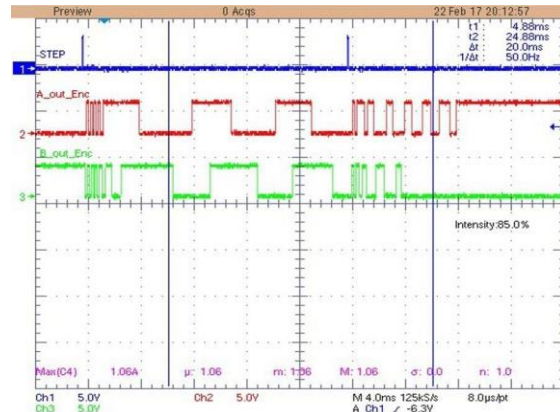
DRV8880

It is a function of protecting the internal for under voltage, overcurrent, and charge faults of the pump and over the rate of temperature. Indication of thenFAULT pin is indicated by the fault level of the DRV8880.A simple interface is provided by the STEP and DIR pin, by using thenSLEEP pin to identify the very low current stand to the low power sleep mode. It is one of the stepper application for bi-polar industrials. It will travel by an 1.4-A rms current of power MOSFET.

RESULT

From a slow down occasion, encoder to get 600-goals are zero from encoder. The contrast among the various low-goals of that encoder and 4000-goals results utilized in various TI-Design. Encoder of that 600-goals results doesn't identify to maintain that distinguished to higher goals of various encoder, consequently,The engine towards slowed down, the encoder are to get an results as zero. This doesn't mean the engine doesn't vibrate any longer, simply that the low-goals encoder can't identify any little condition. 4000-goals encoder among distinguish between 0.09-degrees on development, 600-goals results to recognize against 0.6-degrees to the movement. The reason behind from one of the movement, because of the way that at more slow speeds, the engine dormancy diminishes, the Back-EMF lessens, and afterward the vibrations influencing the engine development

become progressively pertinent and perceptible. Be that as it may, the net engine development is constantly forward and it doesn't alter course. In every one of the cases displayed, the dark scale decoder yields net encoder increases moving toward 20 tallies each progression gave, bringing about a non-slow down occasion.



CONCLUSION

From this we infer that we are going to plan the format of a Closed Loop Stepper Motor Design utilizing PCB configuration process. By utilizing an encoder, the genuine yield of the framework always circles over controller to decides main from rotorconditions and to inevitably decide future and variety of yields into repaying the blunders. The significant applications are Banking Automation, Robotics Control, Multi-Axis Printers.arbitrary images are made up of a large number

REFERENCE

1. TEXAS Instruments - <http://www.ti.com/tool/TIDA-01370>
2. Motion Control - <https://www.motioncontroltips.com/faq-closed-loop-stepper-motor-control-step-loss-compensation/>
3. Control Engineering - <https://www.controleng.com/articles/closed-loop-stepper-motion-alternative/>
4. M.Annakamatchi, V.Keralshalini, "Design of Spiral Shaped Patch Antenna for Bio-Medical Applications", International Journal of Pure and Applied Mathematics, Online ISSN No.: 1314-3395, Print ISSN No.: 1311-8080, Vol. No.: 118, Issue No.: 11, pp.131-135, 2018.
5. S.Palanivel Rajan, "A Significant and Vital Glance on "Stress and Fitness Monitoring Embedded on a Modern Telematics Platform", Telemedicine and e-Health Journal, Vol.20, Issue 8, pp.757-758, 2014.
6. S.Palanivel Rajan, T.Dinesh, "Systematic Review on Wearable Driver Vigilance System with Future Research Directions", International Journal of Applied Engineering Research, Vol. 2, Issue 2, pp.627-632, 2015.
7. S.Palanivel Rajan, S.Vijayprasath, "Performance Investigation of an Implicit Instrumentation Tool for Deadened Patients Using Common Eye Developments as a Paradigm", International Journal of Applied Engineering Research, Vol.10, Issue 1, pp.925-929, 2015.
8. M.Manikandan, N.V.Andrews, V.Kavitha, "Investigation On Micro Calcification Of Breast Cancer From Mammogram Image Sequence" International Journal of Pure and Applied Mathematics, Online ISSN No.: 1314-3395, Print ISSN No.: 1311-8080, Vol. No.: 118, Issue No.: 20, pp. 645-649, 2018.
9. S.Palanivel Rajan, T.Dinesh, "Statistical Investigation of EEG Based Abnormal Fatigue Detection using LabVIEW", International Journal of Applied Engineering Research, Vol. 10, Issue 43, pp. 30426-30431, 2015.
10. L. RAMESH, T.ABIRAMI, "Segmentation of Liver Images Based on Optimization Method", International Journal of Pure and Applied Mathematics, Online ISSN No.: 1314-3395, Print ISSN No.: 1311-8080, Vol. No.: 118, Issue No.: 8, pp. 401-405, 2018.
11. S.Palanivel Rajan, V.Kavitha, "Diagnosis of Cardiovascular Diseases using Retinal Images through Vessel Segmentation Graph", Current Medical Imaging Reviews Online ISSN No.: 1875-6603, Print ISSN No.: 1573-4056, Vol. No.: 13, Issue : 4, pp. 454-459, DOI : 10.2174/1573405613666170111153207, 2017.
12. S Mohanapriya, M Vadivel, "Automatic retrieval of MRI brain image using multiqueries system", 2013 International Conference on Information Communication and Embedded Systems, INSPEC Accession Number: 13485254, Electronic ISBN: 978-1-4673-5788-3, DOI: 10.1109/ICICES.2013.6508214, pp. 1099-1103, 2013.
13. S.Palanivel Rajan, "Review and Investigations on Future Research Directions of Mobile Based Tele care System for Cardiac Surveillance", Journal of Applied Research and Technology, Vol.13, Issue 4, pp.454-460, 2015.
14. S.Palanivel Rajan, R.Sukanesh, "Experimental Studies on Intelligent, Wearable and Automated Wireless Mobile Tele-Alert System for Continuous Cardiac Surveillance", Journal of Applied Research and Technology, ISSN No.: 1665-6423, Vol. No. 11, Issue No.: 1, pp.133-143, 2013
15. S.Palanivel Rajan, R.Sukanesh, "Viable Investigations and Real Time Recitation of Enhanced ECG Based Cardiac Tele-Monitoring System for Home-Care Applications: A

- Systematic Evaluation”, *Telemedicine and e-Health Journal*, ISSN: 1530-5627, Online ISSN: 1556-3669, Vol. No.: 19, Issue No.: 4, pp. 278-286, 2013.
16. M.Paranthaman, S.Palanivel Rajan, “Design of H Shaped Patch Antenna for Biomedical Devices”, *International Journal of Recent Technology and Engineering*, ISSN : 2277-3878, Vol. No. 7, Issue:6S4, pp. 540-542, Retrieval No.: F11120476S4/19©BEIESP, 2019.
 17. S.Palanivel Rajan, et.al., “Intelligent Wireless Mobile Patient Monitoring System”, *IEEE Digital Library Xplore*, ISBN No. 978-1-4244-7769-2, INSPEC Accession Number: 11745297, IEEE Catalog Number: CFP1044K-ART, pp. 540-543, 2010.
 18. S.Palanivel Rajan, et.al., “Cellular Phone based Biomedical System for Health Care”, *IEEE Digital Library Xplore*, ISBN No. 978-1-4244-7769-2, INSPEC Accession Number: 11745436, IEEE Catalog Number: CFP1044K-ART, pp.550-553, 2010.
 19. S.Palanivel Rajan, et.al., “Performance Evaluation of Mobile Phone Radiation Minimization through Characteristic Impedance Measurement for Health-Care Applications”, *IEEE Digital Library Xplore*, ISBN : 978-1-4673-2047-4, IEEE Catalog Number: CFP1221T-CDR, 2012.
 20. M.Paranthaman, S.Palanivel Rajan, “Design of Implantable Antenna for Biomedical Applications”, *International Journal of Advanced Science and Technology*, P-ISSN: 2005-4238, E-ISSN: 2207-6360, Vol. No.: 28, Issue No. 17, pp. 85-90, 2019.
 21. S.Palanivel Rajan, et.al., “Experimental Explorations on EOG Signal Processing for Real Time Applications in LabVIEW”, *IEEE Digital Library Xplore*, ISBN : 978-1-4673-2047-4, IEEE Catalog Number: CFP1221T-CDR, 2012.
 22. Dr.S.Palanivel Rajan, Dr.C.Vivek, “Performance Analysis of Human Brain Stroke Detection System Using Ultra Wide Band Pentagon Antenna”, *Sylwan Journal*, ISSN No.: 0039-7660, Vol. No.: 164, Issue : 1, pp. 333–339, 2020.
 23. Dr.S.Palanivel Rajan, Dr.C.Vivek, “Analysis and Design of Microstrip Patch Antenna for Radar Communication”, *Journal of Electrical Engineering & Technology*, Online ISSN No.: 2093-7423, Print ISSN No.: 1975-0102, Vol. No.: 14, Issue : 2, DOI: 10.1007/s42835-018-00072-y, pp. 923–929, 2019.
 24. Rajan, S., & Paranthaman, M. (2019). Characterization of compact and efficient patch antenna with single inset feeding technique for wireless applications. *Journal of Applied Research and Technology*, 17(4).
 25. Dr.S.Palanivel Rajan, L.Kavitha, “Automated retinal imaging system for detecting cardiac abnormalities using cup to disc ratio”, *Indian Journal of Public Health Research & Development*, Print ISSN: 0976-0245, Online ISSN: 0976-5506, Vol. No.: 10, Issue : 2, pp.1019-1024, DOI : 10.5958/0976-5506.2019.00430.3, 2019.
 26. T.Abirami, S.Palanivel Rajan, “Cataloguing and Diagnosis of WBC’S in Microscopic Blood SMEAR”, *International Journal of Advanced Science and Technology*, P-ISSN: 2005-4238, E-ISSN: 2207-6360, Vol. 28, Issue No. 17, pp. 69-76, 2019.
 27. Rajan S. P, Paranthaman M. Novel Method for the Segregation of Heart Sounds from Lung Sounds to Extrapolate the Breathing Syndrome. *Biosc.Biotech.Res.Comm.* 2019;12(4).DOI: 10.21786/bbrc/12.4/1, 2019.
 28. Dr.S.Palanivel Rajan, “Design of Microstrip Patch Antenna for Wireless Application using High Performance FR4 Substrate”, *Advances and Applications in Mathematical Sciences*, ISSN No.: 0974-6803, Vol. No.: 18, Issue : 9, pp. 819-837, 2019.
 29. M Paranthaman, G.Shanmugavadivel “Design of Frequency Reconfigurable E-Shaped Patch Antenna for Cognitive Radio” *International Journal of Applied Engineering Research*, ISSN 0973-4562 Vol. 10 No.20 (2015) pp.16546-16548

30. T.Abirami, Dr.S.Palanivel Rajan, "Detection of poly cystic ovarian syndrome (PCOS) using follicle recognition techniques", Bioscience Biotechnology Research Communications, ISSN: 0974-6455, Vol. 12, Issue : 01, pp. 1-4, DOI: 10.21786/bbrc/12.1/19, 2019.
31. Dr.S.Palanivel Rajan, "Enrichment of ECG Quality using Independent Component Analysis for Dynamic Scenario by Eliminating EMG Artifacts", Advances and Applications in Mathematical Sciences, ISSN No.: 0974-6803, Vol. No.: 18, Issue : 2, pp. 219-237, 2018.
32. Dr.S.Palanivel Rajan, S.Suganya, "Design of Loop Antenna for the Human Brain Signal Analysis", Indian Journal of Science and Technology, Online ISSN No.: 0974-5645, Print ISSN No.: 0974-6846, Vol. No.: 11, Issue: 10, pp. 1-6, DOI: 10.17485/ijst/2018/v11i10/120829, 2018.
33. M.Paranthaman, Dr.S.Palanivel Rajan, "Design of E and U Shaped Slot for ISM Band Application", Indian Journal of Science and Technology, Online ISSN No.: 0974-5645, Print ISSN No.: 0974-6846, Vol.: 11, Issue: 18, pp. 1-3, DOI: 10.17485/ijst/2018/v11i18/123042 2018.
34. C.Vivek, S.Palanivel Rajan, "Z-TCAM : An Efficient Memory Architecture Based TCAM", Asian Journal of Information Technology, ISSN No.: 1682-3915, Vol. No.: 15, Issue : 3, pp. 448-454, DOI: 10.3923/ajit.2016.448.454, 2016.