

DESIGN OF PISTON-DRIVEN AUTOMATED CARDIOPULMONARY RESUSCITATION DEVICE WITH PATIENT MONITORING SYSTEM

S.Jothimani¹, S.Aniish², B.Renuka Devi³

Assistant Professor¹, UG Scholar², UG Scholar³

Department of Electronics and Communication Engineering
M.Kumarasamy College of Engineering, Karur, Tamilnadu

Abstract

Cardiopulmonary Resuscitation (CPR) is a crisis restorative method applied when a patient's heart quits working abruptly, predominantly because of heart failure, suffocating or electric stun. Regularly, CPR is applied physically yet the procedure is incapable to give satisfactory heart pressure to heart failure affected humans. The primary target in this project is to structure a motorized procedure of giving CPR and in this way supplanting the customary manual CPR procedure by and large. We structured a mechanized CPR gadget with automated heart pressure framework and an affected person checking framework. The affected person observing framework comprises of a pulse screen, internal heat level screen what's more, respiratory rate screen. The pulse screen is coordinated with the computerized CPR gadget. This implies when the pulse screen identifies affected person's heart pump then the computerized CPR gadget won't work however in the event that the pulse screen recognizes no heart beat then the computerized CPR gadget promptly gives CPR to the affected person. The computerized CPR alongside the tolerant checking framework has been tried on the CPR puppet and the after effect of the exhibition is well inside the acknowledged CPR rule.

Keywords: CPR, Piston.

INTRODUCTION:

CPR is a lifesaving medicinal methodology applied to heart failure patients. Endurance paces of heart failure patient are low at 10%. In excess of 17 million yearly passings are because of cardiovascular maladies, which are almost 33% everything being equal. Of these in excess of 7 million passings are because of coronary heart maladies. An investigation shows that about 80% of all passings because of heart failure are because of coronary illness and half of all coronary heart infections prompt heart failures. In Bangladesh about 17% of all passings are because of cardiovascular infections.

The present CPR comprises of heart pressure and salvage inhale and exhale. Present CPR rules incorporate heart pressure at a recurrence of 100-120 pumps for every moment. The pressure profundity of 2 inches for each pressure for a few seconds for a normal grown-up. So as to accomplish a heart pressure profundity of 2 inches every chest pressure must have a power of at any rate 550N (125lb.f). Along these lines, the treatment giver must give heart pressure mightily, rapidly and reliably.

The motivation behind this journal is to make a automated heart pressure framework that alongside the affected person observing framework gives computerized CPR to affected persons. This procedure decreases the patient component in CPR and the gadget will give CPR. There is no danger on

the decrease in nature of CPR because of weakness. The affected person observing framework incorporates the pulse screen, internal heat level and the breathing volume screen. The pulse screen is coordinated with the robotized CPR gadget if the pulse gadget doesn't recognize other heartbeat than the computerized CPR gadget gives heart pressure and in the event that there is a heartbeat identified by the pulse gadget, at that point the mechanized CPR gadget will quit giving heart pressure. Notwithstanding, this framework can completely circumvent if vital. The project starts by portraying the significance of CPR and the downsides of present CPR. At that point the project continues with the concise plan of the heart pressure framework and the affected person checking framework and mix of pulse screen with heart pressure framework.

For the piston instrument we utilized an engine crankshaft component rather than pneumatic cylinders that is as of now being used in present CPR gadgets. The compacted air fueled or electrical controlled cylinders are over the top cost thus the expense of the robotized CPR gadgets is likewise above. Nonetheless, engines are generally accessible and less expensive other option. The primary hypothesis on the engine instrument is that the rotating movement created by an engine is changed over to rectilinear movement by the engine. In the engine, a high torque of 24 potential digital convertor worm gear engines is utilized. The engine is intended to give the most extreme pressure profundity of 2.4 inches (6cm).

The direct current worm gear engine utilized in the pressure framework had exceptionally large torque and extremely small speed needed for accomplishing the necessary rule for fruitful heart pressure. The engine produces a greatest pumping power of roughly 1200N at a speed of nearly 60 cycles for each moment. In any case, we require larger speed and smaller pressure power to accomplish the automated CPR rules. So we require an engine control framework to maintain the volume of the engine. The volume of the engine is in a roundabout way relative to torque. Along these lines, by maintaining rate we may maintain the pressure power produced. Thus, for maintaining the engine we utilized two electronic engine maintain framework and apparatus engine maintain framework. So as to accomplish the necessary pressure power and recurrence we have to lessen the torque of the engine and volume up. For the project we utilized two-gear train with an apparatus proportion of 6:11, this implies the volume of the engine had nearly multiplied and thusly the pressure power created in the engine nearly divided.

For the electronic engine control framework an engine maintaining device is structured in a potentiometer. The potentiometer is utilized to correctly direct the present stream to the digital convertor engine and in this manner enabling the administrator to maintain the volume and torque of the engine all the many precisely on accomplishing a necessary pressure volume and power. For the force device, we utilized two 12 volts battery. None of the particular sort of charge containers expected to work the gadget. Utilizing the charge containers as force device made the gadget compact.

RELATED EFFORT:

In the previous papers, the top notch chest pressure is one of the fundamental components impacting the adequacy of cardiopulmonary revival and therefore the arrival of unconstrained flow. On account of delayed revival or when the revival is done by one individual, the quality of chest compressions may diminish. Mechanical chest pressure frameworks might be useful. It additionally

thinks about the nature of manual chest pressure and mechanical chest pressure framework LUCAS3 during recreated cardiopulmonary revival led by beginner doctors. At the point when patients who endure heart failure don't react to ordinary cardiopulmonary revival. There is no developing enthusiasm for using veno blood vessel extra human layer oxygenation helped cardiopulmonary revival (E-CPR) in the administration of obstinate heart failure. We depict our starter encounters in setting up an E-CPR program for hard-headed heart failure.

Giving top notch chest compressions is a key component in European Resuscitation Council rules and straight forwardly influences (CPR) viability. The point of the investigation was to assess the effectiveness of manual chest compressions. Ideal cardiopulmonary revival (CPR) execution is the establishment of fruitful revival from cardiopulmonary capture. Tragically, imperfect execution of compressions is regular among human services suppliers. constant CPR criticism may improve pressure execution.

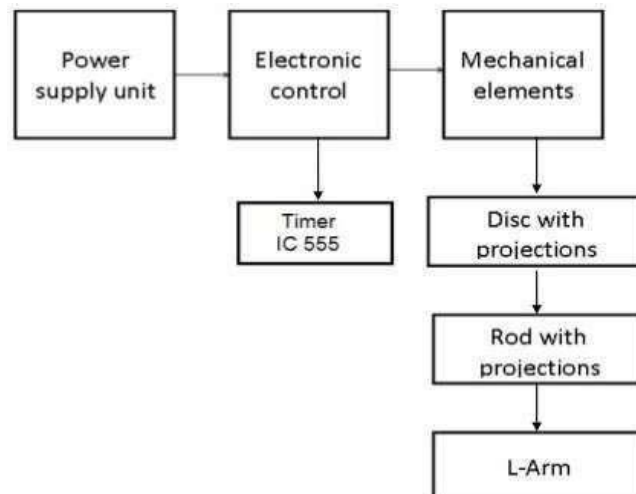
METHODOLOGY:

In the present model, an AC to DC alternator is being utilized to get power from mains and drive the DC engine. In the last item, a DC battery can be utilized. This battery could be lithium particle or lead corrosive sort, contingent upon plausibility and cost considerations.

A. MECHANICAL ELEMENTS

The base plate, pole and the L-arm from the fundamental structure squares of the gadget. The PPG signal is extremely powerless thus it can't be utilized to distinguish heart pump by the Arduino microcontroller straightforwardly. This signal had two parts, analog convertor and digital convertor segment. The analog convertor segment is brought about by the throbbing modulation in blood vessel and blood level. This blood vessel and blood level is synchronous to the heart beat. The digital convertor segment is superimposed on the analog convertor part, so the digital convertor segment ought to evacuate and the subsequent analog convertor segment of the sign was powerless and loud so it should have been sifted and intensified.

B. BLOCK DIAGRAM



C. ELECTRONIC CONTROL

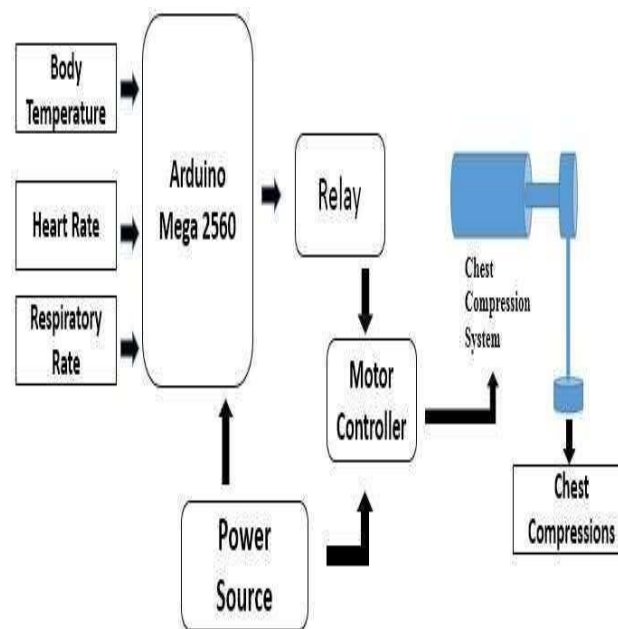
Right now, IC555 is being utilized as a clock to hold fast to the pressure criteria referenced by the World Health Organization (WHO). Later on, increasingly specific microcontrollers and timing gadgets can be utilized to supplant it.



The above fig represents the manual CPR is done manually. As in the manual CPR, the kit is pressed for about two inches of the human body. This will not help the all the patients in every situations. For this model, the modern piston driven CPR is to be invented.

PROPOSED SYSTEM

A. BLOCK DIAGRAM



This paper depends on the cylinder driven chest pressure framework. This is on the grounds that cylinder driven pressure framework intently reflects the conventional CPR which is operated by human strategies and accordingly the exhibition is thought about. Many cylinder operated CPR gadgets utilizes cylinders controlled by compacted air for their pressure framework. The proposed computerized CPR gadget in this paper utilizes an engine crankshaft instrument as its cylinder component for the chest pressure framework. The present computerized CPR gadget has joined by an affected human checking framework that can screen to the three indispensable symbols and they were pulse screen, internal heat level and respiratory rate screen. The computerized CPR gadget has two operable steps continuous heart pressure step and 30:2 pressure to the outside step. In consistent heart pressure step, the computerized CPR gadget gives constant heart pressure with no interferences and of 30:2 pressure to the outside step the gadget gives a chain of 30 heart pressures get regular by a short delay of 3 seconds of counterfeit outs.

B. MEASURES

As the use of Fleming's Left Hand Rule, the way signs of the movement of the system can be identified.

$$F = B \times I \times L \text{ Newtons}$$

At the point when a conductor which is conveying current is put in an attractive field, a power follows up on the system which is opposite to the two bearings of attractive part and the power.

As per Fleming's Rule, the left hand finger speaks to a course of the power, then pointer speaks to a heading of an attractive part and the center hand speaks to the bearing of the power.



Kirchhoff's Voltage law is used for the conservation of the energy of the motor. Electric potential is applied over the ends of the motor and a present streams in the circuit. The obstruction of the winding and the complete voltage is started in the armature.

Applying Voltage Law,

$$V_f = I_f * R_f$$

$$V_T = I_a * R_a + E_b$$

The torque is

$$T = K * I_a * \Phi$$

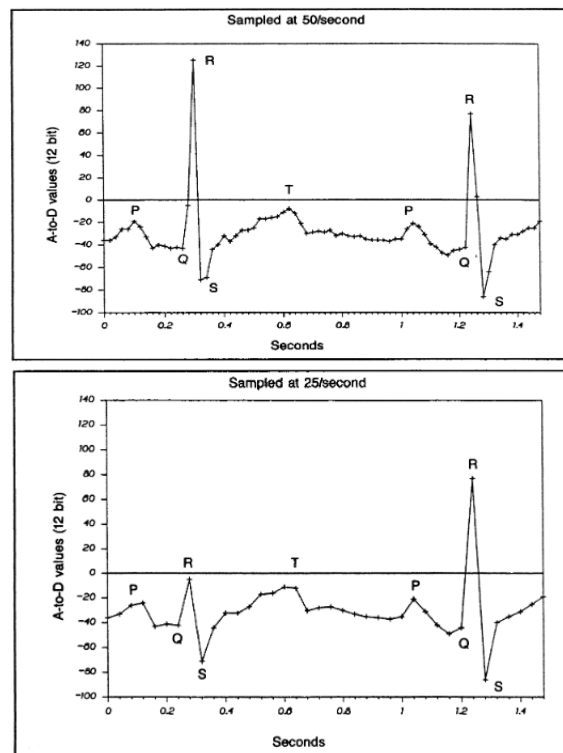
The total power is

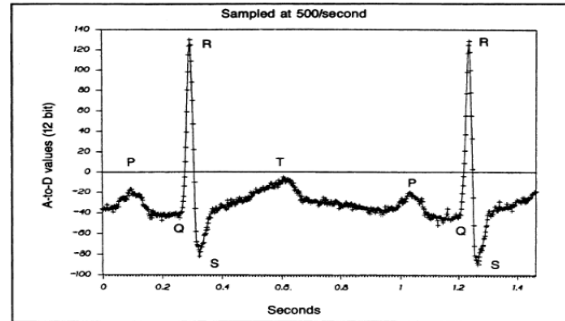
$$E_b * I_a = T * \omega_n$$

A. PROCEDURE

This gadget might help spare lives by keeping hearts siphoning. A robotized CPR gadget professes to convey modified, ground-breaking CPR. Experts can lay the individual on the back board and spread the chest with the CPR band. It professes to convey one of a kind compression for various patients via naturally ascertaining the size, shape and obstruction of every patient's chest. Programmed CPR may give rescuers time to do different errands like moving the patient or perform other life-sparing procedures. It can likewise assist when with staffing is constrained or if the patient is in a remote area. So undeveloped individuals don't do mouth to mouth erroneously on the ground that with regards to sparing lives.

RESULT & DISCUSSION





CONCLUSION

There is a great example of heart disorders in the planet in this manner giving feasible CPR has gotten continuously noteworthy. We recently settled that the CPR which is operated by human strategies was lacking and existing CPR contraptions is super costly. The guideline motivation of this paper is to develop a therapeutic contraption which won't simply give CPR yet furthermore screen the human's crucial signs. We have used an engine crank segment as our heart pressure structure for the CPR contraption that contained prudent and immediately open objects. Moreover, we had also consolidated a human watching machine, which enable the director of the system to check the signs of the affected human, at parallel time CPR is provided.

Despite a way that the robotized CPR contraption performed pleasingly on a CPR machine to achieve an important CPR runs anyway the results are inadequate for the system to be taken the stab at a man or other living thing guinea pig. In like manner, the present medical starters from present CPR machines are not asking a direct result of set count of primers were done. The information open is inadequate to arrive at other assurance which the present CPR machines gives best answers over regular CPR procedures. Key clarification for this machine is a noteworthy price of the present CPR contraption that has made any medical primers extravagant. The CPR contraption we made the straight forwardness machine which can be adequately be overseen by benefits in the making areas.

REFERENCES

1. KG Monsieurs, JP Nolan, LL Bossaert et al, "European Resuscitation Council Guidelines for Resuscitation 2015", Section 1. Executive summary. Resuscitation 2015, vol. 95, pp. 1-80
2. J. Wang, "Performance of cardiopulmonary resuscitation during prolonged basic life support in military medical university students: A manikin study," World Journal of Emergency Medicine, vol. 6, no. 3, p. 179, 2015.
3. S.Palanivel Rajan, T.Dinesh, "Statistical Investigation of EEG Based Abnormal Fatigue Detection using LabVIEW", ", International Journal of Applied Engineering Research, Vol. 10, Issue 43, pp. 30426-30431, 2015.
4. M Paranthaman, A Berlin "Design of Adaptive Changing Structures with Bandwidth Control for Wideband Applications" International Journal of Innovative Research in Electrical, Electronics, Instrumentation and Control Engineering, Vol. 5, Issue 2, February 2017 pp. 26-28.

5. S.Palanivel Rajan, V.Kavitha, "Diagnosis of Cardiovascular Diseases using Retinal Images through Vessel Segmentation Graph", *Current Medical Imaging Reviews Online* ISSN No.: 1875-6603, Print ISSN No.: 1573-4056, Vol. No.: 13, Issue : 4, pp. 454-459, DOI : 10.2174/1573405613666170111153207, 2017.
6. M.Paranthaman, S.Palanivel Rajan, "Design of H Shaped Patch Antenna for Biomedical Devices", *International Journal of Recent Technology and Engineering*, ISSN : 2277-3878, Vol. No. 7, Issue:6S4, pp. 540-542, Retrieval No.: F11120476S4/19©BEIESP, 2019.
7. S.Palanivel Rajan, "Review and Investigations on Future Research Directions of Mobile Based Tele care System for Cardiac Surveillance", *Journal of Applied Research and Technology*, Vol.13, Issue 4, pp.454-460, 2015.
8. GV Perkins, AH Travers, RA Berg et al., "Adult basic life support and automated external defibrillation 2015", *International consensus on cardio pulmonary resuscitation and emergency cardio vascular care science with treatment recommendations. Resuscitation* 2015, vol. 95, pp. e43-e69.
9. S Ruiz de Gauna, DM Gonzalez-Otero, Ruiz, JK Russell, "Feedback on the rate and depth of chest compressions during cardio pulmonary resuscitation using accelerometer", *PLOS ONE* 2016, vol. 11
10. S.Palanivel Rajan, et.al., "Performance Evaluation of Mobile Phone Radiation Minimization through Characteristic Impedance Measurement for Health-Care Applications", *IEEE Digital Library Xplore*, ISBN : 978-1-4673-2047-4, IEEE Catalog Number: CFP1221T-CDR, 2012.
11. M.Paranthaman, S.Palanivel Rajan, "Design of Implantable Antenna for Biomedical Applications", *International Journal of Advanced Science and Technology*, P-ISSN: 2005-4238, E-ISSN: 2207-6360, Vol. No.: 28, Issue No. 17, pp. 85-90, 2019.
12. Dr.S.Palanivel Rajan, Dr.C.Vivek, "Performance Analysis of Human Brain Stroke Detection System Using Ultra Wide Band Pentagon Antenna", *Sylwan Journal*, ISSN No.: 0039-7660, Vol. No.: 164, Issue : 1, pp. 333-339, 2020.
13. M.Paranthaman, Dr.S.Palanivel Rajan, "Design of E and U Shaped Slot for ISM Band Application", *Indian Journal of Science and Technology*, Online ISSN No.: 0974-5645, Print ISSN No.: 0974-6846, Vol.: 11, Issue: 18, pp. 1-3, DOI: 10.17485/ijst/2018/v11i18/123042 2018.
14. Dr.S.Palanivel Rajan, Dr.C.Vivek, "Analysis and Design of Microstrip Patch Antenna for Radar Communication", *Journal of Electrical Engineering & Technology*, Online ISSN No.: 2093-7423, Print ISSN No.: 1975-0102, Vol. No.: 14, Issue : 2, DOI: 10.1007/s42835-018-00072-y, pp. 923-929, 2019.
15. M. Aygun, H. E. Yaman, A. Genc, F. Karadagli, and N. B. Eren, "Mechanical Chest Compression Devices: Historical Evolution, Classification and Current Practices, A Short Review," *Eurasian Journal of Emergency Medicine*, vol. 15, no. 2, pp. 94-104, 2016.
16. S.Jothimani and A.Suganya, "Semi Automatic and Autonomous Controlled Vehicles" *Bioscience Biotechnology Research Communications SPECIAL ISSUE 11 NUMBER-2* (2018).
17. Rajan, S., & Paranthaman, M. (2019). Characterization of compact and efficient patch antenna with single inset feeding technique for wireless applications. *Journal of Applied Research and Technology*, 17(4).
18. M Paranthaman, G.Shanmugavadivel "Design of Frequency Reconfigurable E-Shaped Patch Antenna for Cognitive Radio" *International Journal of Applied Engineering Research*, ISSN 0973-4562 Vol. 10 No.20 (2015) pp.16546-16548

19. T.Abirami, S.Palanivel Rajan, "Cataloguing and Diagnosis of WBC'S in Microscopic Blood SMEAR", International Journal of Advanced Science and Technology, P-ISSN: 2005-4238, E-ISSN: 2207-6360, Vol. 28, Issue No. 17, pp. 69-76, 2019.
20. Rajan S. P, Paranthaman M. Novel Method for the Segregation of Heart Sounds from Lung Sounds to Extrapolate the Breathing Syndrome. Biosc.Biotech.Res.Comm. 2019;12(4).DOI: 10.21786/bbrc/12.4/1, 2019.
21. Dr.S.Palanivel Rajan, "Design of Microstrip Patch Antenna for Wireless Application using High Performance FR4 Substrate", Advances and Applications in Mathematical Sciences, ISSN No.: 0974-6803, Vol. No.: 18, Issue : 9, pp. 819-837, 2019
22. S.Jothimani and A.Suganya, "Denoising Of EEG Gesture Using DWT" International Journal of Recent Technology and Engineering (IJRTE) ISSN: 2277-3878, Volume-7, Issue-6S4, April 2019.
23. A.Suganya and S.Jothimani, "Design of Multiple Input Multiple Output (MIMO) Antenna for Compact Wearable Applications" Bioscience Biotechnology Research Communications SPECIAL ISSUE 11 NUMBER-2 (2018).
24. A.Suganya and S.Jothimani, "A Model of Pecking Order in Fundus Images for Artery Blood Vessel Analysis Using Matting Model", International Journal of Recent Technology and Engineering (IJRTE) ISSN: 2277-3878, Volume-7, Issue-6S4, April 2019.
25. Sivaranjani.S,Ashok.V,Mohd Helmy Abd Wahab,Muhammad Mahadi bin Abdul Jamil,Vinoth Kumar.P,"Priority Aware Medical EEG Data Transmission Using Cognitive Radio Network"International Journal of Control and Automation,International Journal of Control and Automation,Vol. 12, No. 6, (2019), pp. 364-370.
26. S.Vijayprasath, R.Sukanesh, S.Palanivel Rajan, "Assessment of relationship between heart rate variability and drowsiness of post operative patients in driving conditions", JoKULL Journal, ISSN No.: 0449-0576, Vol. 63, Issue 11, pp. 107 – 121, 2013.
27. Paranthaman, M., and S. Palanivel Rajan. "Design of Triple C shaped Slot Antenna for Implantable Gadgets." Current Trends In Biomedical Communication And Tele–Medicine (2018): 40. DOI: 10.21786/bbrc/11.2/6
28. S.Palanivel Rajan, R.Sukanesh, S.Vijayprasath, "Design and Development of Mobile Based Smart Tele-Health Care System for Remote Patients", European Journal of Scientific Research, ISSN No.: 1450-216X/1450-202X, Vol. No. 70, Issue 1, pp. 148-158, 2012.
29. M. Paranthaman, "T-shape polarization reconfigurable patch antenna for cognitive radio," 2017 Third International Conference on Science Technology Engineering & Management (ICONSTEM), Chennai, 2017, pp. 927-929. doi: 10.1109/ICONSTEM.2017.8261338
30. S.Palanivel Rajan, R.Sukanesh, S.Vijayprasath, "Analysis and Effective Implementation of Mobile Based Tele-Alert System for Enhancing Remote Health-Care Scenario", HealthMED Journal, ISSN No. : 1840-2291, Vol. No. 6, Issue No. 7, pp. 2370–2377, 2012.
31. S. Sivaranjani,V. Ashok and P.Vinoth Kumar, "Data Scheduling for an Enhanced Cognitive Radio System in Healthcare Environment", Bioscience Biotechnology Research Communications, Issue Vol 11 No 2, 2018,pp-147-157.
32. Sivaranjani S, Kaarthik K ,"IOT based Intelligent parking system at airport, International Journal of Recent Technology and Engineering", Volume-7, Issue-6S4, April 2019,pp-513-516.