

Detection of Air Contamination using NodeMCU

S.Ajith Kumar¹, K.Gogulnath¹, L.Ramesh²

¹Final year student, ²Assistant professor, Department of Electronics and Communication Engineering
M.Kumarasamy College of Engineering, Karur, Tamil Nadu
Corresponding author

Abstract

Where contamination has become a significant issue far and wide, air contamination is the most perilous, stunning and serious contamination among different contamination, for example water contamination, soil contamination, clamor contamination, light contamination, warm contamination and so on. Air contamination is the significant reason for infections like asthma, malignant growth, bronchitis, birth deformities and invulnerable illnesses. This framework includes the blend of an android application, server, and gas detectors to distinguish the air nature of the earth and shows the veritable nick of air. Fathoming the disadvantages of existing air quality sensors this gadget can be utilized to screen different gasses at once. The most requesting thing would be this system will give the ongoing information and will show the nature of the air dependent on the standard air quality. The framework will offer the customer the hint of the air quality(measure) and subject to given parameters it will tell the customer how much the regular air is defiled or safe. This framework will do everything in the interest of human so that for a shrewd city when individuals will possess less energy for spending and there will be more industry and air will be increasingly contaminated, this gadget will tell individuals how safe the air is. Internet of Things is nowadays discovering critical use in each and every division, expect a key activity in our air quality checking framework too. Detection of air pollution utilizing NodeMCU is utilized to screen the Air Quality over a web server using Internet. It will trigger an alarm through versatile application when the air goes past a particular level, infers when there are ample proportion of toxic gases present in air like CO₂, smoke, benzene, NH₃ and NO_x. The system utilizes a MQ-135 sensor as it recognizes most destructive gases and can quantify their sum precisely.

Keywords- NodeMCU, MQ-135,

I. FOUNDATION

Contemplating the regular papers and some other voltaic or print media, a staggering tidings which is escalating bit by bit is humankind is getting cleared out and the climate is choppy such a way, that it makes the living of people so hard. From the angle through and through, each individuals are enduring the scourge of environmental change. The primary explanation behind the environmental change and individual's wellbeing is air contamination. It has gotten changes atmosphere like a worldwide temperature alteration, worldwide darkening, over pouring, dry season, storms, corrosive downpour, foggy climate and so forth. Earth has both living things above and submerged are persevering through various issues like change in life in view of nonattendance of suitable workplaces of life.

For each and every living thing needs air to make a living. When we see into the critical issue this present framework's crucial explanation behind existing was to measure the idea of air for people and all the other living around the world. It is very important for us to know the environment about being how much safe and how the atmosphere and air has changed for air pollution and it will proceed with sound. This framework will rearrange the reactions from air.

In this framework we are using huge gas sensors which are responsible for the most air sullyng, which is used to study about the various gases. The most air sullyng gases are CO₂, CO, LPG, Humidity are broadcasted to be the most threatening and in this framework we are measuring them. A server and an android application have been made to know the measurements since now days nearly everybody has an android working gadget and access to web.

II. IOT

A. Basis

The Internet of Things (IoT) is a system of 'shrewd' gadgets that associate and impart through the Internet. The way in to the IoT is the interconnectivity of gadgets, which gather and trade data through inserted programming, cameras and sensors which sense things like light, solid, separation and development. Savvy gadgets work consequently, or are controlled and checked remotely.

B. Evolution of IoT

During ongoing years, one of the most recognizable name scaling new statures and making a benchmark is Internet of Things (IoT). It is in reality the fate of correspondence that has changed Things (Objects) of this present reality into more intelligent gadgets. The useful part of IoT is to join each question of the world in such a way, that people can control them by means of Internet. Besides, these articles give standard just as auspicious reports on their present status to its end client. Despite the fact that IoT ideas were proposed two or three years prior, it may not be erroneous to cite that this term has become a benchmark for setting up correspondence among objects.

III. RELATED WORKS

Starting late, various authorities have investigated the improvement of flexible data gathering plans. As demonstrated by their targets, the present plans can be divided into the going with groupings:

A. A LESS POWERED ACTUAL AIR QUALITY TRACKING SYSTEM USING LPWAN BASED ON LORA

A Student proposed a LoRa Wireless Communication, less powered constant air quality tracking framework. The advance framework can be spread out in a gigantic number in the watching zone to shape detector sort out. The framework consolidates a sole fragment microcontroller, a couple of air defilement detectors (O₃), LongRange (LoRa) - Modem, a daylight based PV-battery part and graphical UI (GUI). As correspondence module LoRa transfers the data to the central checking cabin. The range tests at an outside zone show that LoRa can stick out to around 2Km. The TX power is just about 110mA which is lesser differentiated and other used remote development. An uncomplicated to use GUI was arranged in the framework. Considering LoRa advancement, GUI, and Solar PV-battery part the framework has a couple of dynamic features, for instance, negligible exertion, long division, high incorporation, long contraption battery life, easy to work.

B. AN IMPLANT FRAMEWORK MODEL FOR AIR QUALITY TRACKING

A Student presented a set-up work which can encourage the appraisal of wellbeing impression caused because of inside air contamination just as open air and can insinuate the living earlier regarding the hazard the human being going to have, here we are centering our work in setting to unfavorably susceptible victims as they will be educated by this apparatus to such an extent that they can verify themselves without really encountering the hazard factors, here an identifying framework based microcontroller equipped with gas sensors, optical buildup particle sensor, moisture and temperature sensor has been used for air quality checking. The arrangement included various units for

the most part: distinguishing unit, taking care of unit, power unit, show unit, correspondence unit. This work will apply the strategies of electrical structure with the data on biological planning by using sensor frameworks to measure Air Quality Parameters.

C. A WIFI-ENABLED INDOOR AIR QUALITY MONITORING AND CONTROLLING SYSTEM

A Student proposed a here an identifying framework build microcontroller furnished with gas sensors, imaged buildup fleck detector, moisture and temperature detector has been used for air quality checking. The arrangement comprised of units for the most part: distinguishing unit, taking care of unit, power unit, show unit, correspondence unit. This framework will work the strategies of voltaic structure with the data on biological planning by using detectors frameworks to measure air quality variables. Examination results under a genuine office condition show the viability of the proposed plan.

IV. SENSOR & NODEMCU

A. Air Quality Sensor (MQ135)

Air quality snap is reasonable for identifying smelling salts (NH₃), nitrogen oxides (NO_x) benzene, smoke, CO₂ and other destructive or noxious gases. A sensor coating assembled of tin dioxide in air quality sensor, an inanimate blend which has lesser conductivity in scrubbed air than when contaminating gases are available. To align Air quality, utilize the on-board pot to modify the heap obstruction on the detector circuit.



Fig 1. MQ-135

B. NodeMCU

NodeMCU is an open source IoT stage. It links firmware which works on the ESP8266 Wi-Fi System, and gear which banks upon the ESP-12 module. The expression "NodeMCU" as per normal procedure put forward the firmware rather than the improvement units. The firmware uses the Lua language. It banks upon the eLua adventure, and dependable on the Espressif Non-OS SDK for ESP8266.




Fig 2. NodeMCU

V. PROPOSED SYSTEM

Detection of Air Contamination utilizing NodeMCU is to identify the Air toxins with the MQ-135 sensor which gauges the hurtful gases, for example, CO, smoke, benzene and NH₃. It will trigger a caution by means of versatile application when the air around the individual is debased. Since utilizing NodeMCU which have a worked in Wi-Fi, not at all like Arduino.

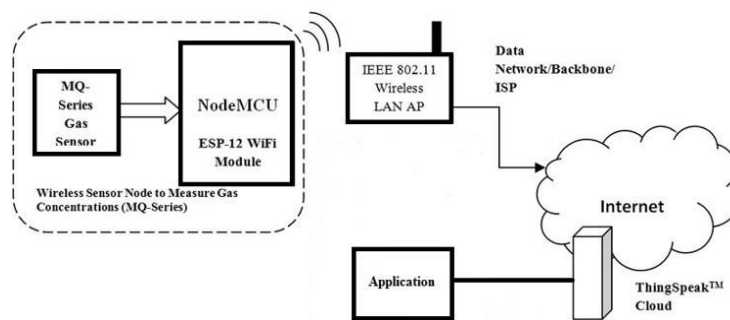


Fig 3. Block Diagram of Proposed System

VI. ANDROID APPLICATION

The fundamental thought behind Android presence is to furnish engineers with the opportunity and capacity to figure pioneer portable applications alongside the capacity of utilizing every one of the capacities that are given by the versatile handset. In this manner, the advancement of portable applications was made allowed to all clients and anybody can get profited by these abilities since it is open source. Notwithstanding that, it is somewhat simple to fuse the utilization of the GPS area framework that is available in the portable handset. The application can likewise utilize the Internet to move information from the PDA to specific servers on the web.

For the development of mobile application this is necessary to take into consideration about certain constraints and features. For mobile application design user interface (UI) is essential. This user interface considers screen size (for wide length array), constraints and other circumstances. Mobile front-end is completely dependent on back-end. The mobile back-end provides security, data routing, authentication and also authorization.

There are two parts in the Android application. They are:

- i. Administrative application.
- ii. User Application.

A. Administrative Application

In the wake of getting every one of the estimations of gases, sounds, temperature and mugginess, those qualities will go to the gadget, and afterward through gadget the information will go to the application and from application it will go the server.

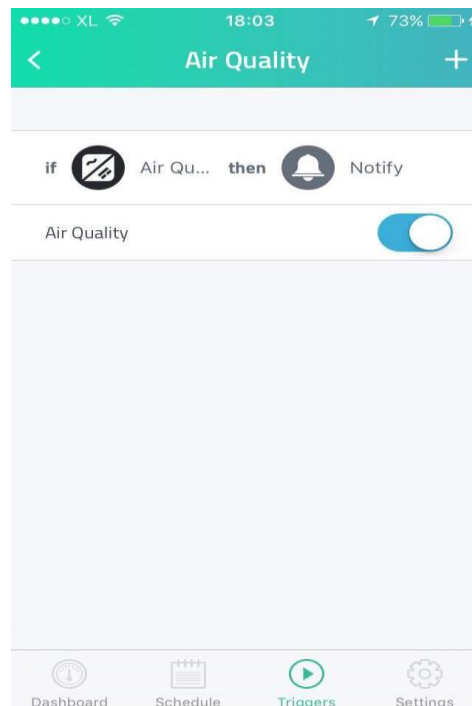
B. User Application

After sending all the values and measurements to server, the application will show the Android app UI.

VII. RESULT

This task is to screen the Air Quality particularly CO₂ with NodeMCU as microcontroller and wifi.

By make this task now I can screen if the air quality is acceptable or not and it will trigger consequently if the air quality is poor.



VIII. DISCUSSION

Our work can exhibit huge chances to take a shot at the gadget, on the application and furthermore on the field utilizing the gadget that we have worked with. The gadget can be utilized whenever productively in various areas of a city and afterward look into with the accomplished information for that specific territory in that city.

The gadget can be refreshed with extra sensors that can detect information from the presence of different gases, for example, O₂ and H₂. These gases will give the state of the environment and authority can take into further choices appropriately. The sensors that we have been worked with can likewise be reset by latest time update.

The android application which we have produced for killing on and the gadget can be refreshed with more up to date includes by actualizing fundamental codes. In future time, our gadget can be continued trying for checking whether the sensors still runs appropriately and give ongoing information. The website page that we have structured, there is more chances to include choices like related tables, pie outline, graph that will be executed by back-end programming (server side) so those alternatives can be unmistakable to the chairman and client also.

With the tentative arrangement developer can add PHP projects to make extra tables to show measure of O₂ or H₂ and pie outline to show which shading speaks to which specific gas and furthermore chart that can show relations with gas and time. Like Through-out the year on which time the measure of gases are in what level and furthermore the expansion and abatement level and paces of the gases. Related application can tell when it is real time to take information perusing by sending the notice to client that will be modified on the server-side by PHP language. Additionally other language can be utilized.

In the equipment gadget it very well may be included light framework. Light framework will be work like programmed way. For example, there are four lights for four sorts of gases. While a specific sensor identifies the gas for that sensor, the related light close to that gas will be on and keeping in mind that the sensor quits getting that specific gas the light will be off naturally. For this issue, there will be need of PHP back-end code usage additionally that is must.

IX. CONCLUSION

The savvy approach to screen condition and air just as sound contamination being an ease however proficient and installed framework is displayed in this paper. In the proposed engineering elements of various sensors and their working methodology were examined. How they work, their usefulness, their ideal uses and their information taking strategies and correlation with standard base information's are likewise examined here. The clamor and air contamination checking framework was tried for observing the gas levels on various pieces of the nation. It likewise sent the sensor parameters to the information server. Our undertaking gadget demonstrated that it is viable and modest and with some profoundly working sensors it can truly be a solid one to everyone and its information's will be a key to make some important strides for the improvement of the general public as it will recognize the influenced region so we can find a way to diminish harms for the people to come.

X. REFERENCE

1. Somansh Kumar ; Ashish Jasuja "Air quality monitoring system based on IoT using Raspberry Pi" IEEE Journal in the year 2017.
2. Md. Mohiuddin Ahmed, Suraiya Banu, Bijan Paul "Real-time air quality monitoring system" IEEE Journal in the year 2017.

3. T.Abirami, Dr.S.Palanivel Rajan, "Detection of poly cystic ovarian syndrome (PCOS) using follicle recognition techniques", Bioscience Biotechnology Research Communications, ISSN: 0974-6455, Vol. 12, Issue : 01, pp. 1-4, DOI: 10.21786/bbrc/12.1/19, 2019.
4. Dr.S.Palanivel Rajan, "Enrichment of ECG Quality using Independent Component Analysis for Dynamic Scenario by Eliminating EMG Artifacts", Advances and Applications in Mathematical Sciences, ISSN No.: 0974-6803, Vol. No.: 18, Issue : 2, pp. 219-237, 2018.
5. Dr.S.Palanivel Rajan, S.Suganya, "Design of Loop Antenna for the Human Brain Signal Analysis", Indian Journal of Science and Technology, Online ISSN No.: 0974-5645, Print ISSN No.: 0974-6846, Vol. No.: 11, Issue: 10, pp. 1-6, DOI: 10.17485/ijst/2018/v11i10/120829, 2018.
6. M.Paranthaman, Dr.S.Palanivel Rajan, "Design of E and U Shaped Slot for ISM Band Application", Indian Journal of Science and Technology, Online ISSN No.: 0974-5645, Print ISSN No.: 0974-6846, Vol.: 11, Issue: 18, pp. 1-3, DOI: 10.17485/ijst/2018/v11i18/123042 2018.
7. C.Vivek, S.Palanivel Rajan, "Z-TCAM : An Efficient Memory Architecture Based TCAM", Asian Journal of Information Technology, ISSN No.: 1682-3915, Vol. No.: 15, Issue : 3, pp. 448-454, DOI: 10.3923/ajit.2016.448.454, 2016.
8. Khaled Bashir Shaban, Abdullah Kadri and Eman Rezk "Urban Air Pollution Monitoring System with Forecasting Models" IEEE Sensors Journal in the year 2016.
9. S.Vijayprasath, R.Sukanesh, S.Palanivel Rajan, "Assessment of relationship between heart rate variability and drowsiness of post operative patients in driving conditions", JoKULL Journal, ISSN No.: 0449-0576, Vol. 63, Issue 11, pp. 107 – 121, 2013.
10. Paranthaman, M., and S. Palanivel Rajan. "Design of Triple C shaped Slot Antenna for Implantable Gadgets." Current Trends In Biomedical Communication And Tele-Medicine (2018): 40. DOI: 10.21786/bbrc/11.2/6
11. S.Palanivel Rajan, R.Sukanesh, S.Vijayprasath, "Design and Development of Mobile Based Smart Tele-Health Care System for Remote Patients", European Journal of Scientific Research, ISSN No.: 1450-216X/1450-202X, Vol. No. 70, Issue 1, pp. 148-158, 2012.
12. M. Paranthaman, "T-shape polarization reconfigurable patch antenna for cognitive radio," 2017 Third International Conference on Science Technology Engineering & Management (ICONSTEM), Chennai, 2017, pp. 927-929. doi: 10.1109/ICONSTEM.2017.8261338
13. S.Palanivel Rajan, R.Sukanesh, S.Vijayprasath, "Analysis and Effective Implementation of Mobile Based Tele-Alert System for Enhancing Remote Health-Care Scenario", HealthMED Journal, ISSN No. : 1840-2291, Vol. No. 6, Issue No. 7, pp. 2370–2377, 2012.
14. Chen Xiaojun, Liu Xianpeng and Xu Peng "IOT-based air pollution monitoring and forecasting system," IEEE Journal On, Internet of Things in the year 2015.
15. M.Annakamatchi, V.Keralshalini," Design of Spiral Shaped Patch Antenna for Bio-Medical Applications", International Journal of Pure and Applied Mathematics , Online ISSN No.: 1314-3395, Print ISSN No.: 1311-8080 , Vol. No.: 118, Issue No.: 11, pp.131-135, 2018.
16. S.Palanivel Rajan, "A Significant and Vital Glance on "Stress and Fitness Monitoring Embedded on a Modern Telematics Platform", Telemedicine and e-Health Journal, Vol.20, Issue 8, pp.757-758, 2014.

17. S.Palanivel Rajan, T.Dinesh, "Systematic Review on Wearable Driver Vigilance System with Future Research Directions", International Journal of Applied Engineering Research, Vol. 2, Issue 2, pp.627-632, 2015.
18. S.Palanivel Rajan, S.Vijayprasath, "Performance Investigation of an Implicit Instrumentation Tool for Deadened Patients Using Common Eye Developments as a Paradigm", International Journal of Applied Engineering Research, Vol.10, Issue 1, pp.925-929, 2015.
19. M.Manikandan,N.V.Andrews, V.Kavitha, "Investigation On Micro Calification Of Breast Cancer From Mammogram Image Sequence" International Journal of Pure and Applied Mathematics, Online ISSN No.: 1314-3395, Print ISSN No.: 1311-8080, Vol. No.: 118, Issue No.: 20, pp. 645-649,2018.
20. M.R.M. Veeramanickam, Dr. M. Mohanapriya "IOT enabled future smart campus with effective E-learning: icampus"GSTF journal of Engineering Technology (JET)Vol.3.N0.4, April 2016
21. S.Palanivel Rajan, T.Dinesh, "Statistical Investigation of EEG Based Abnormal Fatigue Detection using LabVIEW", ", International Journal of Applied Engineering Research, Vol. 10, Issue 43, pp. 30426-30431, 2015.
22. L. RAMESH, T.ABIRAMI, "Segmentation of Liver Images Based on Optimization Method", International Journal of Pure and Applied Mathematics, Online ISSN No.: 1314-3395, Print ISSN No.: 1311-8080, Vol. No.: 118, Issue No.: 8, pp. 401-405, 2018.
23. S.Palanivel Rajan, V.Kavitha, "Diagnosis of Cardiovascular Diseases using Retinal Images through Vessel Segmentation Graph", Online ISSN No.: 1875-6603, Print ISSN No.: 1573-4056, Vol. No.: 13, Issue : 4, pp. 454-459, DOI : 10.2174/1573405613666170111153207, 2017.
24. S Mohanapriya, M Vadivel, "Automatic retrieval of MRI brain image using multiqueries system", 2013 International Conference on Information Communication and Embedded Systems, INSPEC Accession Number: 13485254, Electronic ISBN: 978-1-4673-5788-3, DOI: 10.1109/ICICES.2013.6508214, pp. 1099-1103, 2013.
25. S.Palanivel Rajan, "Review and Investigations on Future Research Directions of Mobile Based Tele care System for Cardiac Surveillance", Journal of Applied Research and Technology, Vol.13, Issue 4, pp.454-460, 2015.
26. S.Palanivel Rajan, R.Sukanesh, "Experimental Studies on Intelligent, Wearable and Automated Wireless Mobile Tele-Alert System for Continuous Cardiac Surveillance", Journal of Applied Research and Technology, ISSN No.: 1665-6423, Vol. No. 11, Issue No.: 1, pp.133-143, 2013
27. Prof. Sagar Rajebhosle, Mr. Shashank Choudari "Smart cam- pus – An academic web portal with Android
28. S.Palanivel Rajan, R.Sukanesh, "Viable Investigations and Real Time Recitation of Enhanced ECG Based Cardiac Tele-Monitoring System for Home-Care Applications: A Systematic Evaluation", Telemedicine and e-Health Journal, ISSN: 1530-5627, Online ISSN: 1556-3669, Vol. No.: 19, Issue No.: 4, pp. 278-286, 2013.

29. M.Paranthaman, S.Palanivel Rajan, “Design of H Shaped Patch Antenna for Biomedical Devices”, International Journal of Recent Technology and Engineering, ISSN : 2277-3878, Vol. No. 7, Issue:6S4, pp. 540-542, Retrieval No.: F11120476S4/19©BEIESP, 2019.
30. S.Palanivel Rajan, et.al., “Intelligent Wireless Mobile Patient Monitoring System”, IEEE Digital Library Xplore, ISBN No. 978-1-4244-7769-2, INSPEC Accession Number: 11745297, IEEE Catalog Number: CFP1044K-ART, pp. 540-543, 2010.
31. S.Palanivel Rajan, et.al., “Cellular Phone based Biomedical System for Health Care”, IEEE Digital Library Xplore, ISBN No. 978-1-4244-7769-2, INSPEC Accession Number: 11745436, IEEE Catalog Number: CFP1044K-ART, pp.550-553, 2010.