

Bird Species Identification using Deep Learning

Mahvish Ansari¹ , Vrushali R.Waghmare² ,Sudarshan Bhandare³ ,Amit Tambade⁴

Department of E&TC Engineering, SKNCOE, SPPU, Pune, India

¹*mahvishansari24@gmail.com*

²*vrushaliwaghmare@gmail.com*

³*bhandaresudarshan2308@gmail.com*

⁴*amittambade511@gmail.com*

Abstract:

These days some bird species are being found once in a while and whenever discovered arrangement of bird species forecast is troublesome. Normally, birds present in different situations show up in various sizes, shapes, shadings, and points from human viewpoint. Plus, the pictures present solid varieties to recognize the bird species more than sound grouping. Likewise, human capacity to perceive the birds through the pictures is more reasonable. So this strategy utilizes the Caltech-UCSD Birds 200 [CUB-200-2011] dataset for preparing just as testing reason. By utilizing deep convolutional neural organization (DCNN) calculation a picture changed over into grey scale arrangement to produce signature by utilizing tensor stream, where the numerous hubs of correlation are created. Test examination on dataset shows that calculation accomplishes an exactness of bird distinguishing somewhere in the range of 80% to more than 90%The trial study is finished with the Ubuntu 16.04 OS utilizing a Tensor stream library.

Keywords: *Autograph, Caltech-UCSD, grey scale pixels, Tensorflow, Convolutional Neural network*

I.INTRODUCTION

Bird conduct and population patterns have become a significant issue now a days. Birds assist us with distinguishing different living beings in the climate (for example creepy crawlies they feed on) effectively as they react rapidly to the natural changes. In any case, assembling and gathering data about birds requires enormous human exertion just as turns into an extremely costlier strategy. In such case, a dependable system that will give enormous scope preparing of data about birds and will fill in as a significant instrument for specialists, legislative organizations, and so forth is required. Along these lines, bird species ID assumes a significant part in recognizing that a specific picture of bird has a place with which animal types. Bird species identification methods anticipating the bird species has a place with which class by utilizing a picture.

The distinguishing should be possible through picture, sound or video. A sound handling strategy makes it conceivable to recognize by catching the sound sign of birds. Be that as it may, because of the blended sounds in climate like bugs, objects from genuine world, and so on preparing of such data turns out to be more convoluted. Typically, individuals discover pictures more viable than sounds or recordings. In this way, a way to deal with order bird utilizing a picture over sound or video is liked. Bird species distinguishing is a provoking undertaking to people just as to computational calculations that does such an assignment in a programmed design.

As image based classification systems are improving the undertaking of grouping, objects is moving into datasets with undeniably more classes like Caltech-UCSD. Late work has seen a lot of achievement around here. Caltech UCSD Birds 200(CUB-200-2011) is a notable dataset for bird

pictures with photographs of 200 classes . The dataset contains birds that are generally found in Northern America. Caltech-UCSD Birds 200 comprises of 11,788 pictures and explanations like 15 Part Locations, 312 Binary Attributes, 1 Bounding Box.

In this paper, rather than perceiving countless different classifications, the issue of perceiving countless classes inside one classification is explored – that of birds. Grouping birds represent an additional test over classifications, due to the enormous comparability between classes. Likewise, birds are non-inflexible articles that can distort from numerous points of view, and thus there is additionally a huge variety inside classes. Past work on bird grouping has manage few classes, or through voice.

The figure 1 addresses the way toward recognizing the bird from picture. The picture is getting transfer first then from that picture the different arrangements will be thought about like head, body, shading, snout and whole picture. Further, every arrangement is given through deep convocational organization to separate highlights out from various layers of organization . After that portrayal of the picture will get consider. At that point based on it the characterizing result will get created (for example highlights are accumulated to move it to classifier) and the bird species will get found. This paper is collected in design: Section II covers the parameters one can consider while distinguishing a bird outwardly. Section III contains techniques utilized for fostering the proposed system. Section IV addresses by and large progression of the system.

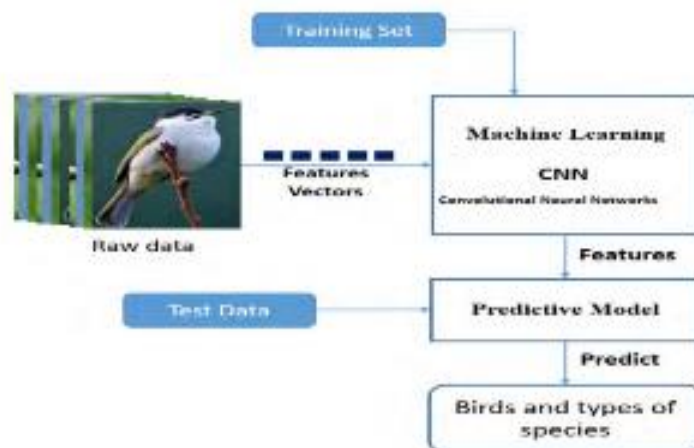


Fig 1: Process of classification

II. BACKGROUND

Essentially bird identification is done visually or acoustically. The fundamental visual parts involve bird's shape, its wings, size, present, shading, and so forth Nonetheless, while considering the parameters season should be thought about in light of the fact that bird's wings changes as per their development. The acoustics parts involve the melodies and call that birds make . The imprints that recognize one bird from another are additionally valuable, for example, bosom spots, wing bars which are depicted as dainty lines along the wings, eye rings, crowns, eyebrows. The state of the mouth is frequently a significant angle as a bird can perceived particularly. The attributes of bird, for example, shape and stance are the generally used to recognize birds. Generally specialists can distinguish a bird from its outline since this trademark is hard to change. A bird can likewise be separated utilizing its tail. The tail can be perceived from various perspectives, for example, scored, long and pointed, or adjusted. At times legs are additionally utilized for perceiving a picture in design long, or short .

By considering a solitary boundary won't yield an exact outcome. Along these lines, numerous parameters are to be considered to get proper yield. The size of a bird in a picture differs relying on components like the goal, distance between the birds and the catching gadget, and the central distance of the focal point. Along these lines, in light of a common sense perception for enormous number of pictures, pictures are separated based on shading which comprises of different pixel. Top to bottom it is tracked down that more prominent the picture quality more noteworthy is its exactness.

The programmed bird species distinguishing for bird pictures project present a progression of correlation led in a CUB200 dataset made out of in excess of 6,000 pictures with 200 distinctive class . In this paper, they have considered two distinctive shading spaces, RGB and HSV, and an alternate number of animal types to be grouped. In the event that the picture comprises of over 70% of the pixels the exactness of yield was going from 8.82% to 0.43% .

III. METHODOLOGY

For fostering the system certain procedures have been utilized. They are as per the following: Dataset (Caltech-UCSD Birds 200), Deep Convolutional Neural Network, Unsupervised learning calculation, and so forth

Calculation: In this investigation, solo learning calculation has been utilized for fostering the system, on the grounds that the inputted picture characterized isn't known. Additionally, the information which is given to solo learning calculation are not marked, for example just the information variables(X) are given with no relating yield factors. In solo learning, calculations find fascinating designs with regards to the actual information. Exhaustively, bunching is utilized for partitioning the information into a few gatherings [4]. Top to bottom, deep learning models used to discover huge number of neurons. Deep learning calculations get familiar with the picture as it goes through each neural organization layer. For arranging Neural Network is utilized. Figure 2 addresses layers of neural organizations for include extraction. The neural organization is a structure for some, AI calculations. Neural organizations comprise of vector of loads (W) and the inclination (B).

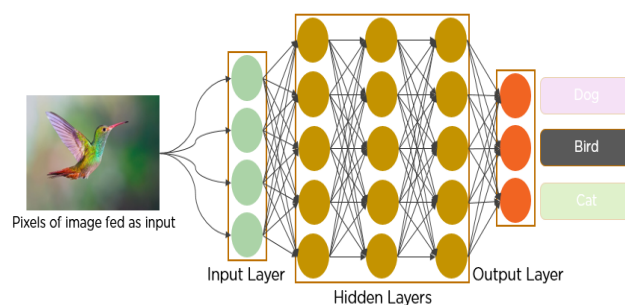


Fig 2: Three layers of neural network

In deep learning, convolutional neural organization (CNN) is a class of deep neural organization for the most part utilized for dissecting visual pictures. It comprises of an info layer and yield layer just as numerous secret layers. Each layer is comprised of gathering of neurons and each layer is completely associated with all neurons of its past layer. The yield layer is liable for expectation of yield. The convolutional layer accepts a picture as info, and produces a bunch of highlight maps as yield [2]. The info picture can contain various channels like tone, wings, eyes, nose of birds which implies that the convolutional layer play out a planning from 3D volume to another 3D volume. 3D volumes considered are width, tallness, profundity. The CNN have two parts:

- 1) Feature extraction part: highlights are recognized when organization plays out a progression of convolutional and pooling activity.
- 2) Classification part: extricated highlights are given to completely associated layer which goes about as classifier.

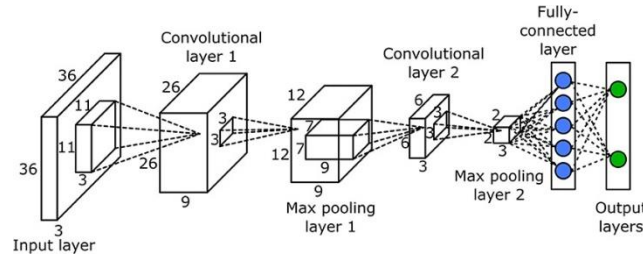


Fig 3: Convolutional Neural Network layers

CNN comprises of four layers: convolutional layer, activation layer, pooling layer and completely associated. Convolutional layer permits extricating visual highlights from a picture in modest quantities. Pooling is utilized to lessen the quantity of neurons from past convolutional layer yet keeping up the significant data. Initiation layer goes a worth through a capacity which packs esteems into range. Completely associated layer interfaces a neuron from one layer to each neuron in another layer. As CNN arranges every neuron inside and out, so it gives more precision. Picture order: picture characterization in AI is regularly done two ways:

- 1) Gray scale
- 2) Using RGB values

Regularly all the information is generally changed over into gray scale. In dark scale calculation, PC will dole out qualities to every pixel dependent on how the worth of the pixel is it. All the pixel esteems are placed into an exhibit and the PC will perform procedure on that cluster to characterize the information.

Library:

TensorFlow is open source programming library which is made by Google. It offers designers to control every neuron known as a "hub", so the parameters can be acclimated to accomplish wanted execution. TensorFlow has many underlying libraries for picture characterization . TensorFlow is answerable for making a signature which comprises arrangement of handling hubs. Each handling hub in the chart addresses an activity like numerical activity and association or edge between hubs. With the assistance of python language TensorFlow gives developer to play out these tasks.

Dataset:

A dataset is an assortment of information. For performing activity identified with birds a dataset named Caltech-UCSD Birds 200 (CUB-200-2011) is utilized. It is an all-inclusive rendition of the CUB-200 dataset, with generally twofold the quantity of pictures per class and furthermore has new part section comments for higher exactness . The definite data about the dataset is as per the following: Number of classes: 200, Number of pictures: 11,788, Annotations per picture: 15 Part Locations, 312 Binary Attributes, 1 Bounding Box.



Fig 4: Data Caltech-USD200

IV. PROPOSED APPROACH

Figure no. 5 addresses the genuine progression of the proposed system. To foster such system a prepared dataset is needed to characterize a picture. Prepared dataset comprises of two sections prepared outcome and test outcome. The dataset must be retrained to accomplish higher exactness in identification utilizing `retrain.py` in Google Collab. The preparation dataset is made utilizing 50000 stages thinking about that higher the quantity of steps higher is its precision. The exactness of preparing dataset is 93%. The testing dataset comprises of almost 1000 pictures with a precision of 80%. Further, dataset is approved with a precision of 75% to build the presentation of system.

At whatever point a client will transfer an information document on site, the picture is briefly put away in data set. This information record is then feed to system and given to CNN where CNN is combined with prepared dataset. A CNN comprises of different convolutional layers. Different arrangements/highlights like head, body, shading, mouth, shape, whole picture of bird are considered for grouping to yield most extreme exactness. Every arrangement is given through deep convocational organization to separate highlights out from numerous layers of organization. At that point a solo calculation called deep getting the hang of utilizing CNN is utilized to arrange that picture.

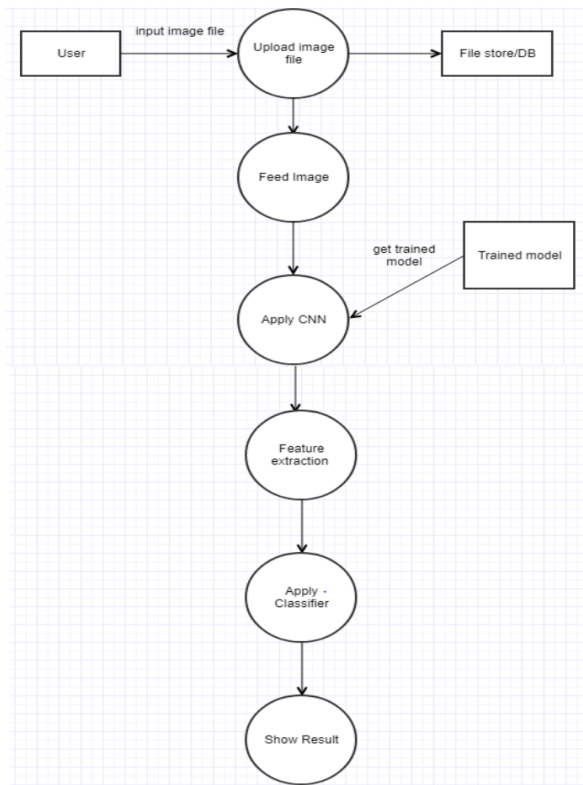


Fig 5: Flow Diagram

Further, a dark scale technique is utilized to group the picture pixel by pixel. These highlights are then collected and sent to classifier. Here, the info will be contrasted against the prepared dataset with produce potential outcomes. During grouping, a signature is produced which comprise of hubs that at last structures an organization. On premise of this organization, a score sheet is created and with the assistance of score sheet yield will be delivered.

V.EXPERIMENTAL ANALYSIS

The assessment of the proposed approach for bird species characterization by considering shading highlights and parameters like size, shape, and so on of the bird on the Caltech-UCSD Birds 200 (CUB-200-2011) dataset. This is a picture dataset commented on with 200 bird species which incorporates 11,788 explained pictures of birds where each picture is clarified with an unpleasant division, a bouncing box, and paired trait comments. In this the preparation of dataset is finished by utilizing Google-Collab, which is a stage to prepare dataset by transferring the pictures from your neighbourhood machine or from the Google drive.

In the wake of preparing marked dataset is prepared for classifiers for picture handling. There are likely normal 200 example pictures for every species are remembered for dataset of 5 species which are straightforwardly caught in their characteristic territory thus additionally remember the ecological parameters for picture like grass, trees and different variables. Here bird can distinguish in their any kind of position as fundamental spotlight is on the size, shape and shading boundary. First and foremost these variables are considered for division where RGB and dark scale techniques are utilized for histogram. That is the picture changed over into number of pixels by utilizing dark scale technique, where an incentive for every pixel is made and esteem based hubs are shaped which

likewise alluded as neurons. These neurons moderately characterized the construction of coordinated with pixels is basically similar to diagram of associated hubs.

As per the hubs framed the signature is produced which reasonable by TensorFlow to characterize the picture. This signature is then taken by classifiers and picture is contrasted and the pre prepared dataset pictures of Caltech UCSD and the score sheet is created. The score sheet is an outcome which contains top 5 match results by which the most elevated coordinating with worth of score sheet is the aftereffect of bird species. Here a preliminary has made to carry out 80% precision in outcome via preparing the Caltech UCSD.

For instance, consider beneath Figure No.6 as information picture given to the system for grouping of bird which has a place with Northern America. How about we perceive how it is being assessed.



The system creates following scoresheet after order which discloses to us the potential outcomes that above chose bird has a place with different animal categories.

Sr.No	Species	Score Obtained
1	Elegant tern	0.00943
2	Red faced cormorant	0.00924
3	Brant cormorant	0.0085
4	Pelagic cormorant	0.0082
5	White pelican	0.00808

Table 1.Score Sheet of probabilities

The table no.1 shows the scoresheet dependent on the outcome created by the system. After examination of these outcome it has notice that, the species those are having the most noteworthy score has been anticipated as a necessary animal varieties. this outcome can be appeared in the following chart.




Fig 7: Accuracy chart of Different technologies

Subsequent to dissecting the information, it is seen that if a solitary boundary is utilized the exactness acquired is lesser. However, on the off chance that a consolidated strategy is utilized that is by considering parameters like posture, wings, shading, mouth, legs, and so forth the precision of the undertaking get increment.

VI.CONCLUSION

The current examination explored a technique to distinguish the bird species utilizing Deep learning calculation (Unsupervised Learning) on the dataset (Caltech-UCSD Birds 200) for grouping of picture. It comprises of 200 classifications or 11,788 photographs. The created system is associated with an easy to understand site where client will transfer photograph for distinguishing reason and it gives the ideal yield. The proposed system works on the standard dependent on recognition of a section and extricating CNN highlights from different convolutional layers. These highlights are collected and afterward given to the classifier for grouping reason. On premise of the outcomes which has been delivered, the system has given the 80% exactness in forecast of discovering bird species.

REFERENCES

- [1] Gavali, Pralhad, M. P. Mhetre, M. N. Patil, M. N. Bamane, and M. H. Buva. "Bird Species Identification utilizing Deep Learning." *Int. J. Eng. Res. Technol* 8 (2019): 68-72.
- [2] Fagerlund, S., 2007. Bird species acknowledgment utilizing support vector machines. *EURASIP Journal on Applied Signal Processing*, 2007(1), pp.64-64.
- [4] Cireşan, D., Meier, U. what's more, Schmidhuber, J., 2012. Multi-section profound neural organizations for picture arrangement. *arXiv preprint arXiv:1202.2745*.
- [5] Andr'eia Marini, Jacques Facon and Alessandro L. Koerich Postgraduate Program in Computer Science (PPGIA) Pontifical Catholic University of Paran'a (PUCPR) Curitiba PR, Brazil 80215–901 Bird Species Classification Based on Color Features .
- [6] Image Recognition with Deep Learning Techniques ANDREIPETRU BĂRAR, VICTOR-EMIL NEAGOE, NICU SEBE Faculty of Electronics, Telecommunications and Information Technology Polytechnic University of Bucharest.
- [7] Zagoruyko, S. furthermore, Komodakis, N., 2016. Focusing harder on consideration: Improving the presentation of convolutional neural organizations through consideration move.
- [8] Kahl, Stefan, Thomas Wilhelm-Stein, Hussein Hussein, Holger Klinck, Danny Kowerko, Marc Ritter, and Maximilian Eibl. "Large-Scale Bird Sound Classification using Convolutional Neural Networks." In *CLEF (Working Notes)*. 2017.
- [9] Zhao, Bo, Jiashi Feng, Xiao Wu, and Shuicheng Yan. "A survey on deep learning-based fine-grained object classification and semantic segmentation." *International Journal of Automation and Computing* 14, no. 2 (2017): 119-135.
- [10] Tóth, Bálint Pál, and Bálint Czeba. "Convolutional Neural Networks for Large-Scale Bird Song Classification in Noisy Environment." In *CLEF (Working Notes)*, pp. 560-568. 2016.

Website:

[11]<https://medium.com/analytics-vidhya/layers-of-a-convolutional-neural-network-168dadd2dd1>.

[12]<https://www.analyticsvidhya.com/blog/2021/05/convolutional-neural-networks-cnn/>