

Efficient Communication Model for Smart Buildings using WSN

¹**KALIYAPPAN R**

*Research Scholar, Computer Science,
NallamuthuGounderMahalingam College, Pollachi,
Coimbatore, Tamilnadu, India.*

²**Dr. Antony SelvadossThanamani**

*Associate Professor and Head Computer Science (Aided),
NallamuthuGounderMahalingam College, Pollachi,
Coimbatore, Tamilnadu, India.*

Abstract

This research focus on developing efficient energy utilization models and answers for home and places of business based on current sensing and wireless networking technologies. Accessibility of minimal effort sensing and processing modules just as of late created effective wireless correspondence conventions for building robotization applications give the essential enabling instruments to the application domain of smart buildings. Energy utilization mechanization is a compelling use of sensor technology because of the all inclusive requirement for energy use enhancement in homes and places of business. To build up a energy utilization models and optimization algorithms to minimize energy use gave by the networked sensors, client orders, and framework settings, ongoing pricing information when accessible, and input information accessible from the network. This research paper implements the best optimization model for WSN in smart Buildings.

Keywords- *Wireless sensor, energy efficient WSN, Smart Buildings using WSN.*

1. Introduction

Smart city is wonder including a wide scope of areas, for example, transport, instruction, medical care, administration, public security, infrastructure, coordinations, ICTs, design, recreation, biology, developments, the compelling utilization of assets and numerous others. These are the parts, having influence to every day lives of inhabitant in a city. The idea of smart city has been developing in an a very long while, changing his substance starting with one viewpoint then onto the next, involving or excluding various perspectives. Albeit, even until nowadays, smart city is evolving, accordingly the definition itself isn't concrete or explicit enough. Various researchers, who are investigating smart city and its parts, just as the ones who are using the term in the setting between different subjects, utilize this idea in an unexpected way, with no concession to normal definition of it. Regardless of whether there is no regular concession to definition of a smart city, as investigated already, numerous researchers and other people who were making explores concerning the idea of smart city and it's components, playing less of more critical parts in creating, developing and maintaining the smart urban areas, concur, that the key component of smart city is smart residents. As M. smart city not just offer types of assistance in a the internet without anyone else, his administration, formation of administrations and improvement is effectively contributed.

Wireless Sensor Networks (WSN) are made out of delicate nodes (Sensor Nodes) and sink nodes (Sink Nodes). The sink nodes can be integrated into the metropolitan infrastructure with fixed or moving nodes. The introduction of portability in the WSN, Mobile Wireless Sensor Networks (MWSN) permit to grow the extent of uses and improve correspondence because of the adaptability of the geographies that can be executed, yet in turn, sensor versatility brings difficulties of network organization and impacts on its activity. These difficulties and impacts differ depending on the sort of the application, the availability of the network and the nodes that make it, the variable to be observed, the location of the sensors, the speed of the sensor, and the geography of the network. The WSN are surrounded norm, which defines the physical layer (Physical Layers, PHY) and the Medium Access Control (MAC) layer of wireless correspondence frameworks with low rate information transmission, low force utilization and little intricacy in its execution. Nonetheless, this standard doesn't include nodes moving. The advancements that actualize MWSN don't have a defined standard, so they base the PHY and MAC layers and the portability is expected in the upper layers specific to every innovation. Portability in MWSN networks can show up in three main manners: versatility of the sensor node, sink versatility, and portability of the occasion, with versatility being a limiting variable in the sending of the network in wording area inclusion, normal length of the correspondence, the pace of information move and the speed of the versatile node.

2. LITERATURE SURVEY

Author Name	Proposed Method	Merits & Demerits
Craig Lee and Andrea Fumagalli (2019)	Proposed a multi-layered answer for safely setting up end-to-end TCP/IP based Internet of Things communications over UMTS/LTE cell-based networks.	It gives a safe wireless association using packetized data as found in 3G or more cell transporter innovation. End-to-end security, which is accomplished without an exorbitant over-the-top data encryption from the device to the host. It is a bidirectional communications and more time-devouring.
John Fox, Dr. Andrew Donnellan and Liam Doumen (2019)	Presents the planned engineering and strategy of a completely working LoRaWan based IoT system.	As assistance, the system has been demonstrated to be fit for supporting a wide scope of IoT based applications. The same execution can be applied to different application necessities of the district. The disadvantages constraints of the End Device, for example, battery life span.
Lina Xu and Nuno Pombo (2019)	Proposed a way to deal with use the sensor organization design and the high privacy saw detecting data to anticipate human conduct.	It will stay away from data over-assortment and over introduction issues. sensing data with uninformed wealth to ensure high apparent privacy. But it constrained information can be unique from the data.

<p>Craig B. Schindler, Daniel S. Drew, Brian G. Kilberg, Felipe M. R. Campos, Soichiro Yanase, Kristofer S. J. Pister (2019)</p>	<p>Proposed a bit equipped for 9-hub inertial measurement and low power wireless work networking with the littlest structure factor conceivable; the Micro Inertial Measurement System (MIMSY).</p>	<p>High granularity areal detecting for rest observing with bits installed in a froth sleeping cushion; High unwavering quality, low inertness communication for modern procedure computerization and control; Long lifetime physical occasion location and movement observing with negligible arrangement time. It has a bigger bit of inertial measurement and low power wireless work networking.</p>
<p>Fan Wu, Taiyang Wu, and Mehmet Rasit Yuce (2019)</p>	<p>Presents a wearable sensor network system for the Internet of Things (IoT) associated safety and wellbeing applications.</p>	<p>To keep labourers from being presented to any dangerous and risky circumstances, some physiological parameters of laborers ought to likewise be observed. Body temperature and pulse are the most considered parameters in WBAN-based medicinal checking works. Among various wearable environmental checking applications, temperature and moistness are the most ordinarily observed parameters. A Smartphone-based IoT entryway can be created to diminish the dependency of the fixed area passage. But it can't be reasonable for various environments. Physiological sensors not integrated into the system to suit various working environments.</p>
<p>Roshmi Sarmah, Manasjyoti Bhuyan and Monowar H. Bhuyan (2019)</p>	<p>Proposed SURE-H: A Secure IoT Enabled Smart Home System.</p>	<p>IoT empowered smart home system that expands safeness from robbery and parallelly spares gigantic power cost. Automated switches for every home machine and it can be proficient to recognize moving object and produce a secret phrase by joining a client secret phrases and fingerprints. It has ease, least time, exceptionally</p>

		adaptable, oppose against man-in-the-center and online word reference assaults, and needs least infrastructures. SURE-H can't support the huge scale environment, for example, offices and organizations.
Heon Huh and JeongYeol Kim (2019)	Proposed an improved LoRa protocol that can supplant LoRaWAN.	The proposed LoRa protocol utilizes work networking to improve the network coverage and another various access conspire (other than Aloha) to decrease the data impact rate. An altered LoRaWAN that supports work networking and TEDS. Work networking improves the coverage and makes network sending simpler. With the TEDS, the impact rate in the network systems was decreased. It can't make a difference the proposed LoRaWAN to genuine networks and assess the presentation from different viewpoints.

3. WSN Network initialization for Smart Buildings

Event discovery in a completely conveyed wireless sensor network - WSN

WSN Description:

- The wireless sensor network involves 60 nodes. These nodes are organized in a 4 x 15 (rectangular-molded) matrix. Separation between the contiguous nodes is kept as with the end goal that these nodes can wirelessly impart. The neighboring nodes can trade data through unicast and broadcast methods of correspondences.
- Communication between non-neighboring nodes is absurd.
- Every node in the WSN can independently trade data with the base-station. Base station in a WSN is a halfway found node that is depended with the undertaking of gathering data from all different nodes in the WSN.
- Event Detection Criterion: In request for an occasion to be recorded by the WSN, in any event four closest nodes, to a reference node, should at the same time report their actuations to the base-station (logical figure in the end). The base station at that point gathers all the occasion reports and composes these to its log file.

Task objective: Develop a MPI code that reenacts the activity of this WSN in a productive way. The basis for measuring effectiveness in this activity is in finding the correspondences conspire that minimizes the messages to the base-station while satisfying the WSN's occasion recognition rule.

Hints:

1. Assume that a lot of MPI assignments (measures) speaks to the WSN and each MPI undertaking can speak to a WSN node.
2. To recreate arbitrary events of occasions within the WSN, each WSN node might be provisioned with an independent irregular number generator with the condition that four closest nodes must create an arbitrary number over some limit, at the sampling time, to establish an occasion.
3. Write the key exhibition measurements for example the reproduction time, number of occasions identified, number of messages/occasion with senders' nearness information/addresses, absolute number of messages (for this recreation), to a yield file. Doing so may help with proving the rightness and proficiency of your execution.

4. Proposed Implementation Models

The proposed research plan utilizes devices and methods of present day sensing, processing, and networking to create streamlined vitality utilization arrangements. The arrangement comprises of advancement endeavors across three significant themes:

- To execute a WSN sensor-based methods and inserted algorithmic cycles to gauge, identify, gauge, and foresee the consistent and variable natural.
- To maintain a client driven conditions that determine the requirement for vitality use.
- Development of neighbourhood correspondence and networking frameworks and transformation of accessible conventions to empower the dispersed sensing and processing devices to interact with one another,
- To give significant information and get orders from the clients, obtain constant vitality proficient utilization in any event, when more network devices are added to nature for supporting this or different applications.
- Improvement of vitality utilization models and streamlining calculations to minimize vitality use using the heterogeneous data gave by the networked sensors, client orders, and framework settings, continuous pricing information when accessible, and criticism information accessible from the network.

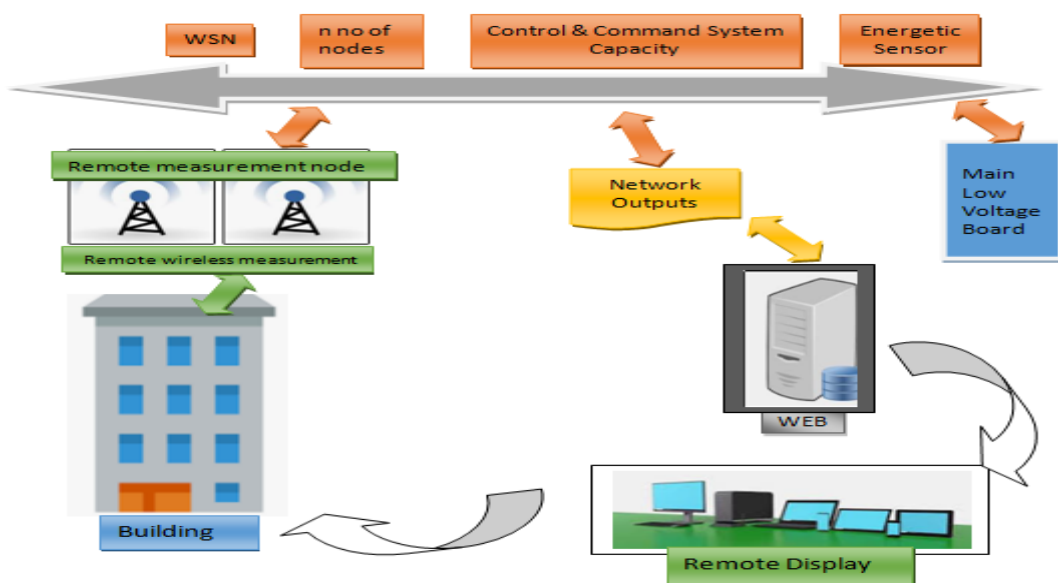


Figure 1: Proposed Implementation Models

The WSN platform which integrates sensors for electric utilization just as natural wireless sensors (temperature, pressure, mugginess, luminosity, human presence . . .) to train understudies in this issue on the different part of this technology: Sensors and electronic, vitality harvesting, Wireless correspondence (Zigbee, BT-LE, . . .), Signal processing, algorithms of discovery, Deployment of sensors and network, data security. This research implementation has three parts for implementation in a smart building, they are

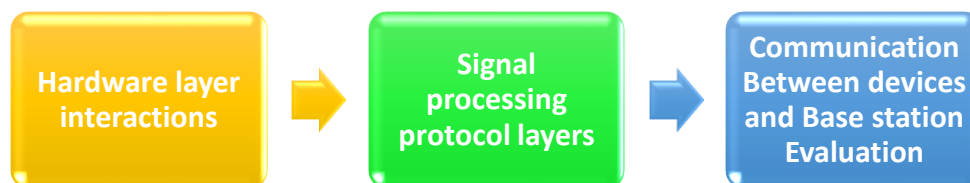


Figure 2: Work Process

Part 1: works with the integration of equipment with an electric and almost 60 test points as nonintrusive sensors, with an overall sampling rate of data move , concentrated base station for correspondence conventions. It utilizes a Centralized measures into a node and non-intrusive node.

Part 2: Measurement framework sensor , using Local measuring points, for example, electrical and ecological , temperature, moistness, light, mass of individuals. ZigBee integerators of association for sensors nodes. The proposed arrangement will adjust to different technologies. Like Actuators, controls like switches, we further additionally actualize disintegration of utilization by sort of use and proofreading interface with advancement instruments.

Part 3: To approve the utilization of various measurements of WSNs unwavering quality and create the shared connection between these measurements, a methodical and diagnostic examination completed and arrangement of tests were finished with the for smart building using WSN.

Performance QOS measurements in smart Buildings are surveyed in wireless sensor nodes, kind of building material set between sensor nodes and base station. The involvement of nodes in the quantity of nodes with the base station relies upon the needy factors which is utilized to quantify the following are parcel conveyance proportion, bundle dormancy.

One of the most important issues in Wireless Networks is to find an efficient and reliable anycast route. The current research on Wireless Networks mainly focuses on ad-hoc routing protocols with minimum hop count, energy efficiency, low server load, and low congestion, as the route selection criterion. This research identifies those problem and over come this in implemented WSN. The objective of this paper is to design and analyse stability and QoS based anycast routing scheme in Wireless Networks to improve the performance and enhance the service availability through the method of evenly distributed traffic load. The novel optimistic routing approach has been proposed in this research to overcome the pitfalls in existing routing approach.

Initialize the WSN Network with initially 60 nodes n

Analyze the base station effective coverage for stationary nodes

For each Mobile sensor s

Create and initialize an n-dimensional optimal pattern code

End For

Do

The WSN Sensor Network selects an action ac

For each node $In [1....s]$

Evaluate the effective coverage area f_p

update the best fit value for optimized coverage

in node n as sensor s If f_p is better than $pBest$

Set current value as the new $pBest$

End For

To update the population randomly Set $gBest$ to the best fitness value of all particles

For each node in a network

if ac is "follow the best"

Calculate the general speed and Energy Consumed

Else

Set the general speed and Energy Consumed to average limit

End if

Update node position accordingly

End For

Repeat this until the condition is satisfied and exhibit the QOS Metrics .

Proposed best fit Optimization Algorithm

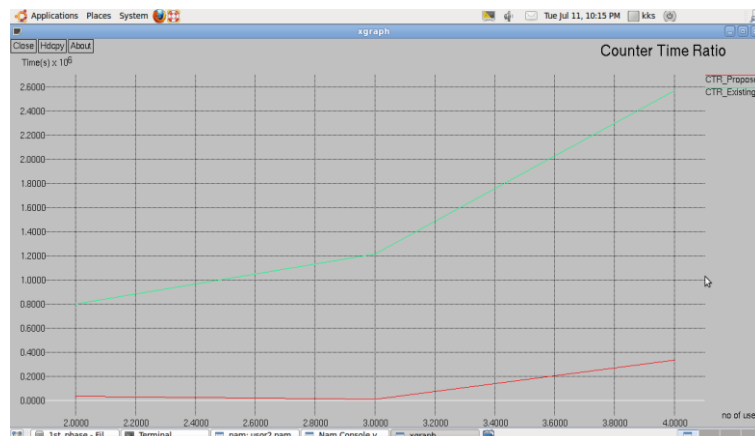
5. Experimental Result

Counter Time Ratio

No of users	Existing Method	Proposed method
2000	0.8000	0.0200
2400	0.9500	0.0300
2800	1.1700	0.0300
3200	1.5000	0.1000
3600	2.0300	0.2000
4000	2.5800	0.3800

Table 1: Comparison table of Counter Time Ratio

Counter Time Ratio



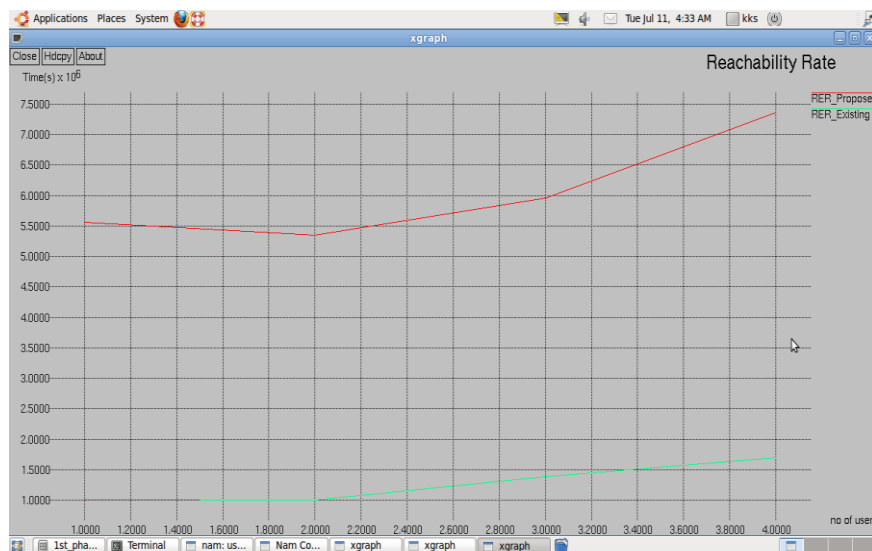
Above graph compares the counter time ratio between existing work and proposed model, here graph shows existing work taken more counter time to compare our proposed model.

Reachability ratio

No of users	Existing Method	Proposed method
1000	1.0000	5.6000
2000	1.0000	5.4000
3000	1.4000	6.0000
4000	1.7000	7.3000

Table 2: Comparison table of Reachability ratio

Reachability ratio



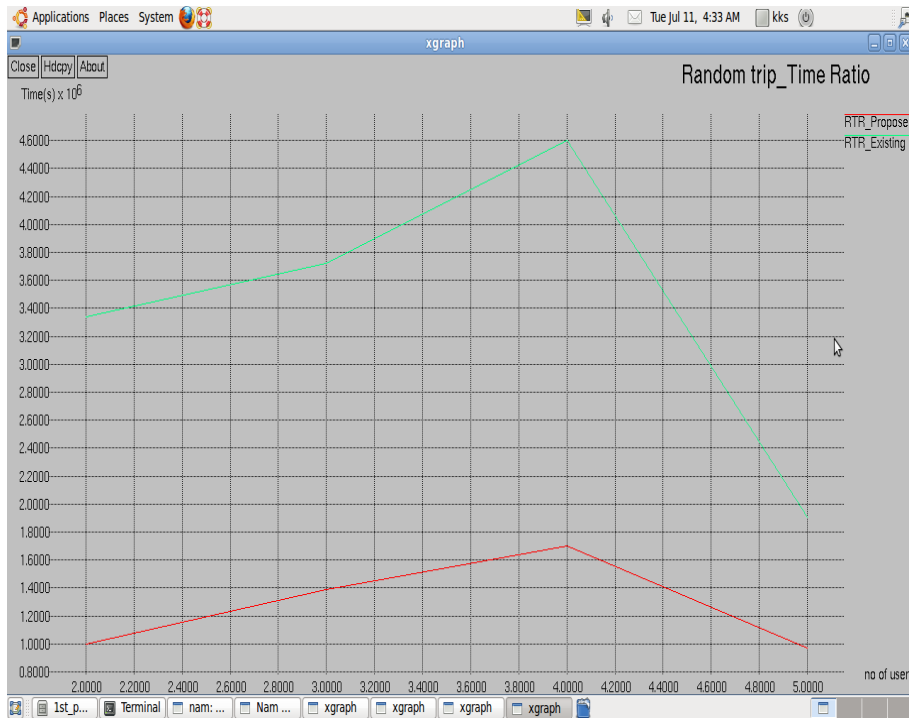
This graph shows achieved our reachability ratio of data transmission in work proposed model and our work improves more ratio compared to existing process.

Random Trip Time

No of users	Existing Method	Proposed method
2000	3.3700	1.0000
3000	3.7000	1.3900
4000	4.6000	1.7000
5000	1.9000	0.9800

Table 3: Comparison table of Random Trip Time

Random Trip Time



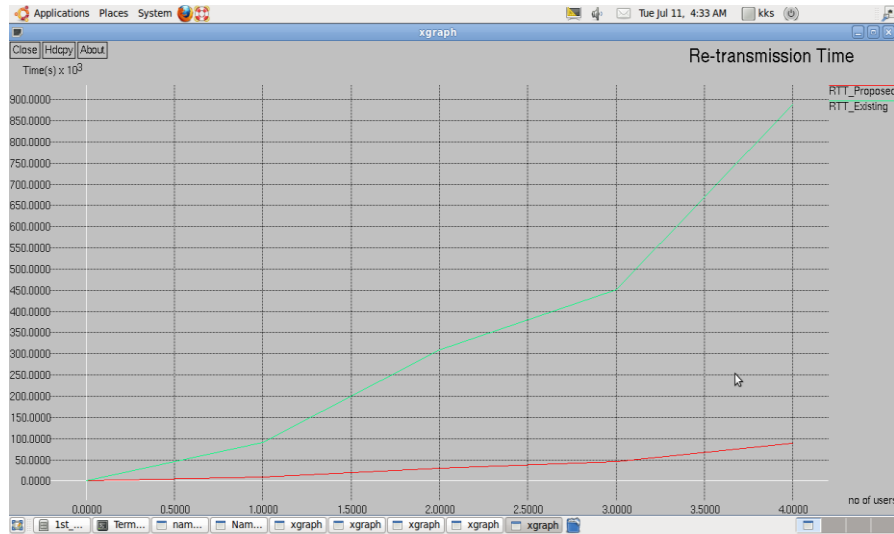
Above graph mentions Random Trip time for whole process in our proposed work, it compared to existing system, this previous process having high ratio in trip time. Proposed process taken only low ratio compared to previous one.

Re-transmission Time

No of users	Existing Method	Proposed method
500	49.0000	000000
1000	98.0000	10.0000
1500	200.0000	20.0000
2000	310.0000	35.0000
2500	360.0000	48.0000
3000	450.0000	50.0000
3500	670.0000	70.0000
4000	890.0000	90.0000

Table 4: Comparison table of Re-transmission Time

Re-transmission Time



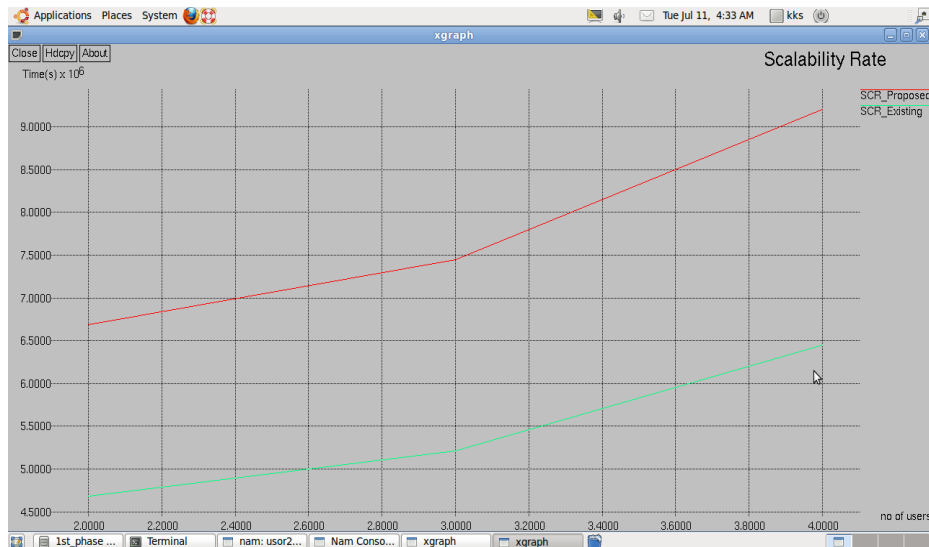
Re-transmission time taken only less amount of ratio compared to existing model;

Scalability ratio

No of users	Existing Method	Proposed method
2000	4.7000	6.7000
2400	4.9000	7.0000
2800	5.1000	7.3500
3200	5.4000	7.8000
3600	5.9000	8.5000
4000	6.4000	9.5000

Table 5: Comparison table of Scalability ratio

Scalability ratio



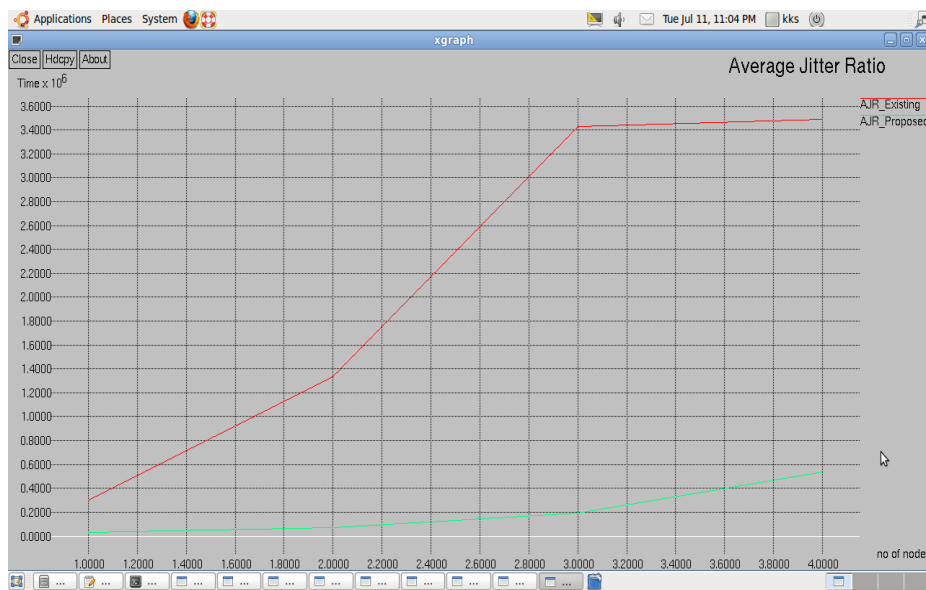
Here checking the scalability of our process and compared with existing model, but our proposed model having high scalable ratio better than existing model.

Average Jitter Ratio

No of users	Proposed Method	Existing method
1000	0.0100	0.3000
2000	0.0500	1.2700
3000	0.2000	3.4100
4000	0.5800	3.5000

Table 6: Comparison table of Average Jitter Ratio

Average Jitter Ratio



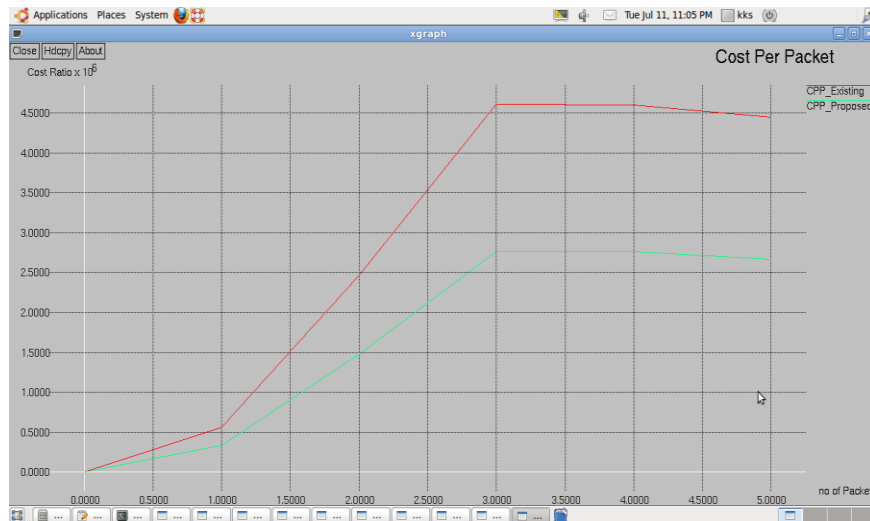
Jitter ratio, it's a latency of time in our work. In proposed having only less amount of Jitter Latency compared to previous model.

Cost Per Packet

No of users	Proposed Method	Existing method
1000	0.4000	0.5100
2000	1.5000	2.5000
3000	2.5500	4.7000
4000	2.5500	4.7000
5000	2.5300	4.4000

Table 7: Comparison table of Cost per Packet

Cost Per Packet



Above graph mentions the cost of per packet transmission in our proposed model and comparing to existing model. In proposed model having only low amount of cost compared to previous model.

6. Conclusion

To make a small scale usage the examination has been actualized in NS2 using the for the most part accessible conventions. Energy proficiency difficulties will require advancements in charge, correspondence, and sensing to monitor vitality utilization, utilize this information to oversee energy resources, and maintain a strategic distance from general disappointments in WSN vitality deficiencies in time and geographical allocation. This examination has built up a portion of the baseline sensing procedures and communication protocols for these sensing and control frameworks. The examinations are made between the genuine qualities and the proposed correspondence vitality model. The results give displays a conventional increase and improvement using the proposed model. The QoS metrics such as maximum node cost, transmission ratio, energy consumed has provided better results using Best Optimization Algorithm.

REFERENCES

1. Paul R. Berger, Miao Li, Ryan M. Mattei, Maimouna A. Niang, Noah Talisa, Michael Tripepi, Brandon Harris, Sagar R. Bhalerao, Enam A. Chowdhury, Charles H. Winter and Donald Lupo (2019), "Advancements in Solution Processable Devices using Metal Oxides For Printed Internet-of-Things Objects", Electronic ISBN: 978-1-5386-6508-4, DOI: 10.1109/EDTM.2019.8731322, IEEE.
2. Craig Lee and Andrea Fumagalli (2019), "Internet of Things Security - Multilayered Method For End to End Data Communications Over Cellular Networks", DOI: 10.1109/WF-IoT.2019.8767227, Electronic ISBN: 978-1-5386-4980-0, IEEE.
3. John Fox, Dr. Andrew Donnellan and Liam Doumen (2019), "The deployment of an IoT network infrastructure, as a localised regional service", DOI: 10.1109/WF-IoT.2019.8767188, Electronic ISBN: 978-1-5386-4980-0, IEEE.

4. Lina Xu and Nuno Pombo (2019), “Human Behavior Prediction Though Noninvasive and Privacy-Preserving Internet of Things (IoT) Assisted Monitoring”, **DOI:** 10.1109/WF-IoT.2019.8767301, **Electronic ISBN:** 978-1-5386-4980-0, IEEE
5. JernejHribar, and Luiz DaSilva (2019), “Utilising Correlated Information to Improve the Sustainability of Internet of Things Devices”, **DOI:** 10.1109/WF-IoT.2019.8767256, **Electronic ISBN:** 978-1-5386-4980-0, IEEE.
6. Craig B. Schindler, Daniel S. Drew, Brian G. Kilberg, Felipe M. R. Campos, Soichiro Yanase, Kristofer S. J. Pister (2019), “MIMSY: The Micro Inertial Measurement System for the Internet of Things”, **DOI:** 10.1109/WF-IoT.2019.8767232, **Electronic ISBN:** 978-1-5386-4980-0, IEEE.
7. Fan Wu, Taiyang Wu, and Mehmet RasitYuce (2019), “Design and Implementation of a Wearable Sensor Network System for IoT-Connected Safety and Health Applications”, **DOI:** 10.1109/WF-IoT.2019.8767280, **Electronic ISBN:** 978-1-5386-4980-0, IEEE
8. Runfa Zhou and Roger S. Cheng (2019), “Optimal Charge Scheduling for Energy-Constrained Wireless-Powered Network”, **DOI:** 10.1109/WF-IoT.2019.8767293, **Electronic ISBN:** 978-1-5386-4980-0, IEEE.
9. Satyendra K. Vishwakarma, Prashant Upadhyaya, Babita Kumari and Arun Kumar Mishra (2019), “Smart Energy Efficient Home Automation System Using IoT”, **DOI:** 10.1109/IoT-SIU.2019.8777607, **Electronic ISBN:** 978-1-7281-1253-4, IEEE.
10. RoshmiSarmah, ManasjyotiBhuyan and Monowar H. Bhuyan (2019), “SURE-H: A Secure IoT Enabled Smart Home System”, **DOI:** 10.1109/WF-IoT.2019.8767229, **Electronic ISBN:** 978-1-5386-4980-0, IEEE.
11. Heon Huh and JeongYeol Kim (2019), “LoRa-based Mesh Network for IoT Applications”, **DOI:** 10.1109/WF-IoT.2019.8767242, **Electronic ISBN:** 978-1-5386-4980-0, IEEE.
12. Basma Mostafa (2019), “Monitoring Internet of Things Networks”, **DOI:** 10.1109/WF-IoT.2019.8767203, **Electronic ISBN:** 978-1-5386-4980-0, IEEE.
13. Mehboob Hasan Rohit,ZarinTarannumHoque,S M MujibulKarim,Dr.Shahnewaz Siddique (2019), “Cost Effiecient Automated Pisciculture Assistance System Using Internet of Things(IoT)”, **DOI:** 10.1109/SERP4IoT.2019.00015, **Electronic ISBN:** 978-1-7281-2253-3, IEEE.
14. Mohamed Sherif Nabil, Mohamed Misbah ElKhatib, Ashraf Tammam (2019), “FUZZY POWER MANAGEMENT FOR INTERNET OF THINGS (IOT) WIRELESS SENSOR NODES”, 10.1109/NRSC.2019.8734645, **Electronic ISBN:** 978-1-7281-0741-7, IEEE.
15. VítorFialho and Fernando Fortes (2019), “Low Power IoT Network Sensors Optimization for Smart Cities Applications”, **DOI:** 10.1109/SEST.2019.8849071, **Electronic ISBN:** 978-1-7281-1156-8, IEEE